



DRAFT SOCIAL DEVELOPMENT STRATEGY FOR LANGEBERG MUNICIPALITY

2014 / 2015



1. BACKGROUND

Langeberg Municipality is one of five Local Municipalities within the Cape Winelands District Municipal area and consists of five towns, namely: Ashton, Bonnievale, McGregor, Montagu and Robertson. The Langeberg covers a total area of approximately 4 517,4km² consisting mostly of urban, extensive farming and natural veld areas, with a population of 97 742.

The area's social progress is currently under strain by various factors, of which most are discussed in sections to follow. Legislation however orders the municipality to make social development possible. This mandate is confirmed in the section that follows directly below. As such, this strategy aims to effect implementation of said mandate.

2. LEGISLATIVE FRAMEWORK

2.1. The Constitution of the Republic of South Africa, 1996:

Section 152: Objects of Local Government

- (1) The objects of Local Government are –
- a) To provide democratic and accountable government for local communities;
 - b) To ensure the provision of services to communities in a sustainable manner;
 - c) To promote social and economic development;
 - d) To promote a safe and healthy environment; and
 - e) To encourage the involvement of communities and community organisations in the matters of local government

Section 153: Developmental duties of Municipalities

A municipality must –

- a) Structure and manage its administration and budgeting and planning processes to give priority to the basic needs of the community, and to promote the social and economic development of the community; and
- b) Participate in National and Provincial development programmes.

2.2. Municipal Systems Act, 2000 (Act 32 of 2000):

Section 16: (1)(b) (10 states that a Municipality must contribute to build the capacity of the local community to enable it to participate in the affairs of the Municipality

Section 51: (a) Obliges municipalities to be responsive to the needs of the local community

2.3. The White Paper on Local Government, 1998:

States –“Developmental local government must play a central role in representing our communities, protecting our human rights and meeting our basic needs. It must focus its efforts and resources on improving the quality of life of our communities, especially those

members and groups within communities that are most often marginalised or excluded, such as women, disabled people and very poor.”

3. COMMUNITY ENGAGEMENT

This Social Development Strategy flows directly from the LED Strategy which has been consulted, revised and adopted recently, as well as the community inputs obtained from other participatory processes, eg. the current IDP process and the Youth Summit of July 2013. As such, general community participation for the development of this strategy is deemed to have taken place partially.

The final strategy will however also be advertised for public scrutiny and comment, after which all inputs, as far as possible, will be considered for inclusion. Since social development is however mostly targeted at the youth, women, disabled, poor, vulnerable and previously marginalised persons, special efforts must be made to ensure that their inputs and participation in developing the final strategy are obtained and prioritised.

For this purpose, targeted community participation will be facilitated with all vulnerable groups.

4. THE CURRENT SOCIO- ECONOMIC SITUATION

4.1. Population size

The current population for the Langeberg Municipal area is 97 724 with +- two-thirds ($\frac{2}{3}$) of the population residing in urban areas while the remaining one-third ($\frac{1}{3}$) resides on farms. There are 17 941 households in urban areas and 7 183 households in rural areas.

4.2. Population growth rate

According to the 2007 Community Survey, Langeberg’s population decreased at an annual average rate of 0.24% from 81 272 people in 2001 to 80 119 people in 2007. However, current population statistics of 97 724 means that there has been an increase of 17 605 persons in 5 years, representing an average annual growth rate of 4% since 2007. When considering the growth rate since 2001, the annual average growth rate to 2011 is a more modest one.

4.3. Age distribution

The population can be classified into three main groups namely: children (0 - 14 years); economically active population (15 - 64 years); and persons aged 65 years and older. The following table shows the age structure of Langeberg in 2011;

Age structure in Langeberg, 2011:

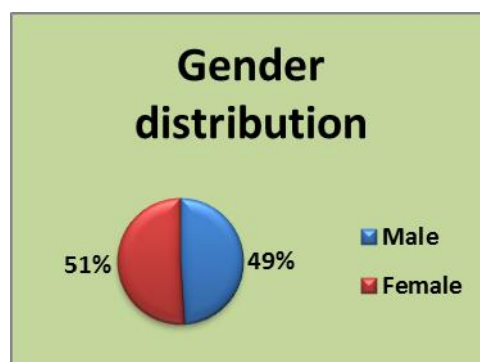
| | Age group <15 | Age group 15-64 | Age group >64 |
|------------|---------------|-----------------|---------------|
| Percentage | 28.4% | 65.5% | 6.1% |

| | | | |
|--------------|--------|--------|-------|
| Total number | 27,753 | 64,000 | 5,961 |
|--------------|--------|--------|-------|

The economically active population in the LLM in 2011 is therefore 64,000 persons. The age dependency ratio is therefore 52.6 per 100 (15-64). This dependency ratio almost 5% lower than ten years previously but still a large number of persons to support if employment rate in Langeberg is low.

In an ideal situation, all economically active persons should have employment. The target in Langeberg should therefore be 64 000 persons employed.

4.4 Gender distribution



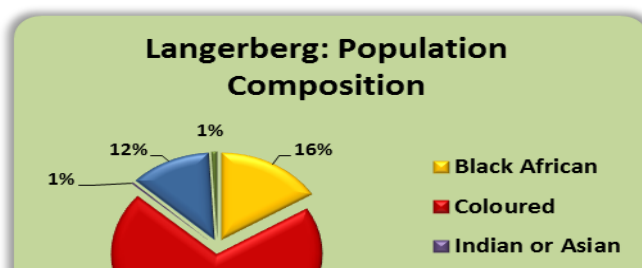
In terms of gender composition, the figure above shows that 51% of the current Langeberg population are female. This is typical across South Africa.

4.5. Population groups

Understanding the racial groupings of a population provides valuable insights into changes in the historical human settlement and migratory patterns of a population. In the South African context, historical and emerging human settlement patterns have particular relevance for how municipal services are packaged in order to prevent perpetuation of previous policy considerations. In addition, population disaggregation provides insights into the level of access of the various racial groups to the employment opportunities and government services. These dynamics hold implications for government planning, including the delivery of education, health, housing and basic services.

The chart below illustrates the Langeberg population distribution by race. The coloured racial group, 70% of the total local population, is by far the largest population group, followed by black African (16%) and white (12%).

The vast majority of residents (81%) cite Afrikaans as their home language.



4.6. Socio-economic profile

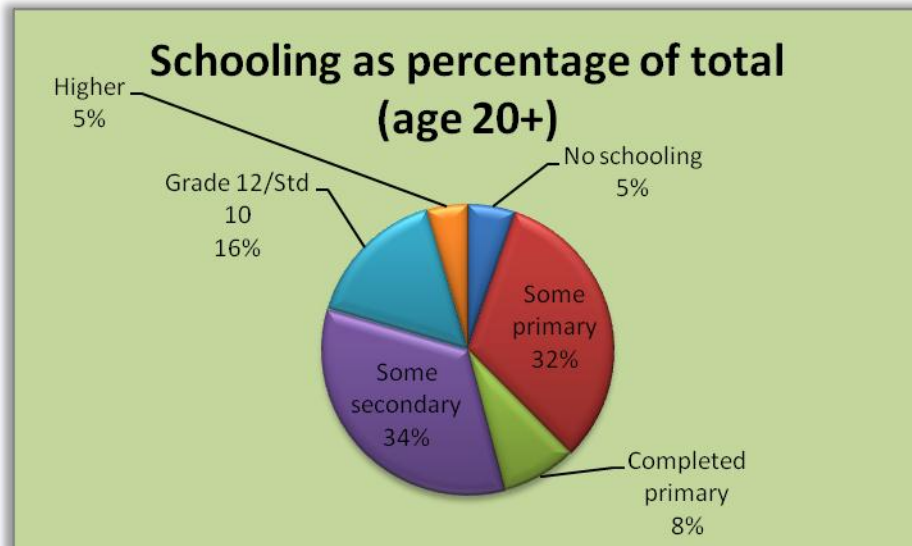
The purpose of this table is to briefly examine the socio-economic profile of the Langeberg Municipality. The household indicators shown in the table often also serve as development indicators.

| | |
|--|--------|
| Total number of households | 25,125 |
| Avg. household size | 3.7 |
| Female headed households | 31.1% |
| Percentage formal dwellings | 90.7% |
| House owned / paying off | 46.8% |
| Water source: Municipality / service provider | 73% |
| Flush toilet (sewerage lines or septic tank) | 89% |
| Refuse removed by municipality/private company | 75% |
| Energy or fuel for cooking | 89% |
| Household access to cell phone | 80% |

4.7. Education levels

In terms of schooling, 5% of residents above the age of 20 in Langeberg had no schooling at all in 2011. This is significantly better than during the 2001 census where 12% of the population had no schooling. In 2011 21.5% of the population obtained matric, with 6.5% having a higher education. While matric levels improved in the LLM since the 2001 census, higher education levels decreased slightly.

However, when this education is broken further it is noted that almost 40,000 persons above the age of 20 within Langeberg have no education above primary school. This means that they are likely to find work above that of manual labouring. Furthermore, only 3900 persons above the age of 20 have a higher education, with accompanying opportunities to higher paid jobs.



While schooling is a Provincial Government mandate, it is important that persons within the municipal area are provided with sufficient, quality schooling to enable them to achieve higher paid employment through higher skills levels- thus socio-economic growth.

The following table shows the levels of education within the municipality, broken down into post school, higher education categories:

| EDUCATION | TOTAL |
|---|--------|
| Grade 0-12 | 76 773 |
| NTC I / N1/ NIC/ V Level 2 | 63 |
| NTC II / N2/ NIC/ V Level 3 | 50 |
| NTC III /N3/ NIC/ V Level 4 | 69 |
| N4 / NTC 4 | 62 |
| N5 /NTC 5 | 39 |
| N6 / NTC 6 | 100 |
| Certificate with less than Grade 12 / Std 10 | 99 |
| Diploma with less than Grade 12 / Std 10 | 100 |
| Certificate with Grade 12 / Std 10 | 470 |
| Diploma with Grade 12 / Std 10 | 987 |
| Higher Diploma | 866 |
| Post Higher Diploma Masters; Doctoral Diploma | 161 |
| Bachelors Degree | 492 |
| Bachelors Degree and Post graduate Diploma | 196 |
| Honours degree | 232 |
| Higher Degree Masters / PhD | 212 |
| Other | 206 |
| No schooling | 4 523 |
| Unspecified | - |
| Not applicable | 11 912 |
| Total | 97 612 |

It is clear that the vast majority of persons within the Langeberg municipality have only high school (Grade 0-12) education. Only 11,900 persons have any form of post school education and training. Only about 1,000 of these are university level education.

Skills development within Langeberg will be critical to growing and diversifying the local economy. Of particular importance is the 76 000 persons with only schooling education. Interventions for should be sought on how to up-skill these persons, leading to better socio-economic conditions.

4.8. Employment

There are 64,000 persons in the Langeberg Municipal area between the ages of 15 and 64, and thus eligible for employment. The following table shows the official employment status within Langeberg, for all persons living in the municipality between the ages of 15 and 64 years of age.

Langeberg Employment Status (15-64 years), 2011

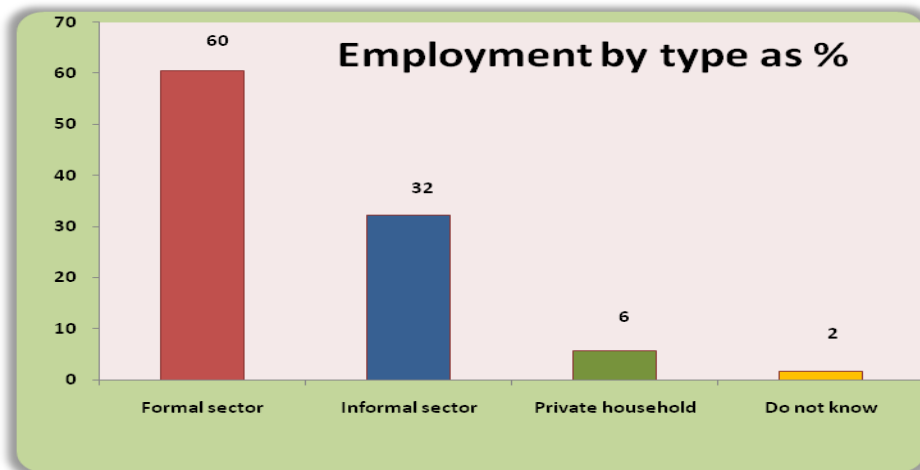
| | Number | % |
|--------------------------------------|--------|-----|
| Employed | 34713 | 54 |
| Unemployed | 4432 | 7 |
| Discouraged work-seeker | 1110 | 2 |
| Other not economically active | 23773 | 37 |
| Total | 64028 | 100 |

The official unemployment rate in Langeberg in 2011 was 11.3% meaning 7,808 persons. This is slightly less than the 12.2% in 2001. In terms of youth unemployment, 15.1% of persons aged 15-34 in Langeberg are unemployed. It is important to understand the definition of unemployment for the purposes of this study. Statistics South Africa defines unemployed as those people aged 15-65 who:

- Did not work during the 7 days prior to 10 October;
- Want to work and are available to start work within a week of the interview; and
- Have taken active steps to look for work or to start some form of self-employment in the 7 days prior to 10 October.

It is important therefore to note that persons who have become discouraged from seeking work, who no longer take active steps to find work, are not classified as unemployed. It is therefore likely that unemployment figures are higher than that provided in these statistics. Another concern to note is the time of the year when the census is done. In areas such as Langeberg, where many people are employed during some seasons and not in others, employment data can be skewed depending on what time of year the census was conducted. It is the view of the LED officials within the municipality that the employment rate is lower than what is given in the Census, given the fact that enumeration was done during a high season for employment.

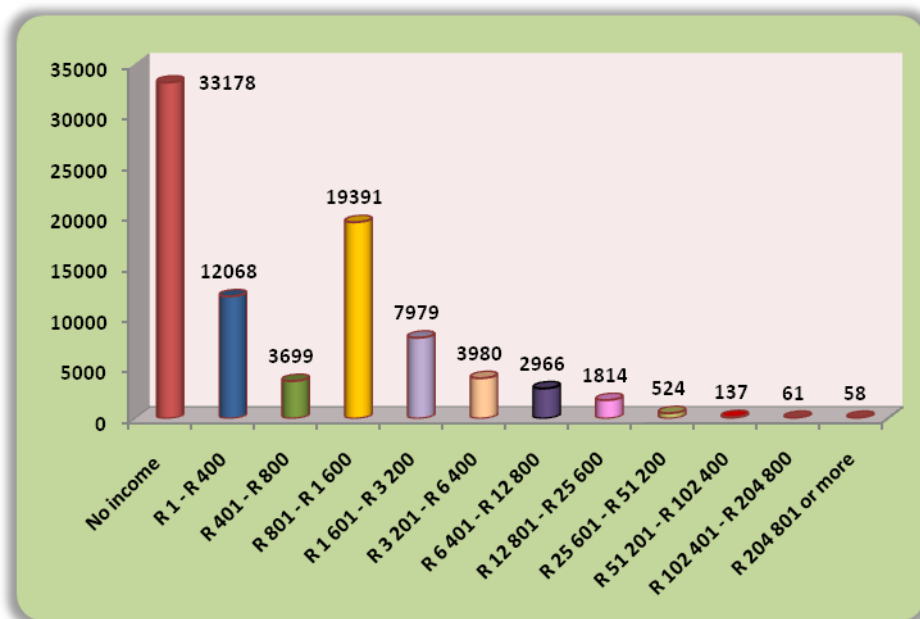
Employment by Type as Percentage



4.9. Income profile

The purpose of this graph below is to assist in getting an understanding of the current socio-economic profile of residents. .

Individual Average Monthly Income



It is clear, and of concern that there are 33,000 persons, nearly a third of the population of Langeberg who receive no income at all each month. The vast majority of the households where no income is received is Ward 2 (547 households) and ward 10 (418 households). Furthermore, half of the population receives less than R1,600 per month.

From the above statistical data it is clear that Langeberg Municipality has a very young population with more than a quarter of the population under 15 years of age. A very large proportion of the population has very low educational qualifications, which is one of the reasons why the general earnings are low. Unemployment figures are also high.

5. STRATEGIC DIRECTION

All of the above lead to the general degradation of communities in which social problems, such as unemployment, substance abuse, crime, teenage pregnancy, school drop-outs, HIV and Aids, dysfunctional families, etc. are rife.

During the course of the Youth Summit (July 2013) a number of social concerns / problems were continuously raised, namely:

- Substance abuse
- Teenage pregnancy
- School drop-outs and the lack of educational ambition.
- Lack of role models, and parental guidance.
- Dysfunctional families
- Unemployment and the lack of employment opportunities
- Gangsterism
- Illiteracy
- Lack of social upliftment, recreational facilities and entertainment in communities

To understand the extent and social needs within the Langeberg Municipal area, the strengths, weaknesses, opportunities and threats of Langeberg's social environment was investigated. The SWOT analysis following below, aims to further inform this strategy and to give strategic direction to the action to be taken.

Strengths:

- Strong NGO's and other community organisations rendering social development functions
- Networks with stake holders ensures successful projects and effective service delivery
- The availability of funds makes it possible, through various projects, to address social problems.

Weaknesses:

- Little or no coordination of social development functions
- Little is known about the extent of the social problems
- National and Provincial Departments seldom inform Langeberg Municipality of their interventions
- The lack of concern and involvement of parents in their children's wellbeing.
- No dedicated involvement /co-operation by, for example SAPS, in addressing social problems

Opportunities:

- Coordinate all service providers to render a unified service (all working together)
- Partner existing NGO's and other organisations to render a more effective service
- Capacitate communities through training programmes and other interventions

Threats:

- The social problems within Langeberg will become worse if interventions are not implemented
- Escalation of crime, substance abuse, school drop-outs, teenage pregnancies, idleness and unemployment in the area
- The general acceptance of social problems by communities
- The lack of knowledge to timeously identify social problems, the denial of social problems and poor role models within the family and community
- The exposure of youth to the internet and social media.
- Peer pressure

Emanating from all the above information, this strategic plan aims to bring forth the sustained social development of communities within the Langeberg municipal area and to develop communities which could assist finding solutions for these existing social problems.

6. STRATEGY FOR SOCIAL DEVELOPMENT

6.1. VISION

To develop a dynamic and creative Langeberg Municipal area consisting of resilient and self-reliant communities who actively participate in civic matters, the economy and benefit from an enabling environment for sustainable development.

This vision for social development within the Langeberg aligns well with the municipality's general vision of **“creating a stable living environment and sustainable living for all citizens”** as well as Langeberg Municipality's Strategic Plan for 2012 – 2016

6.2. STRATEGIC OBJECTIVES

The Langeberg Municipality aims to focus on creating opportunities for communities to meet their developmental needs, in order for them to become resilient and self-reliant. We further aim to seek opportunities to collaborate with other strategic partners (both government and private) to extend their offering to also include realistic and tangible outputs aimed at addressing the needs of our communities.

The Langeberg Municipality will actively promote the social development needs and interests of the community and influence the allocation of resources to support these initiatives in collaboration with National and Provincial Government.

Our strategic objectives for social development can thus be defined as the following:

- To ensure access and inclusion of the poor and vulnerable in the local economy
- To promote and support the establishment of healthy communities
- To assist creating safe environments in which all communities can thrive
- To facilitate and support the development of organised communities

6.3. SOCIAL DEVELOPMENT PROGRAMMES AND IMPLEMENTATION PLANS

The path for social development in the Langeberg municipal area, through which the above strategic vision and objectives will be achieved, includes the following programmes together with the identified implementation plans through which implementation of each programme will be facilitated:

6.3.1. To ensure access and inclusion of the poor and vulnerable in the local economy, implementation of the following **programmes** have been identified:

- **Enable communities to take initiative and contribute meaningfully to Joint Planning, Decision Making, Implementation, monitoring and Evaluation.**

Implementation plans / projects:

- Target community participation initiatives to include all citizens
- Promote and support social entrepreneurship and innovation.
- **Provide development opportunities, access to resources and networks to historically marginalised and vulnerable groups**

Implementation plans / projects:

- Promote the interests of the disabled, youth, women and the vulnerable and support initiatives with strategic partners to promote their empowerment and mainstreaming.
- Implement Poverty Alleviation Programmes with the support of strategic partners

6.3.2. To promote and support the establishment of healthy communities, implementation of the following **programme** has been identified:

- **Provide health support and create health awareness**

Implementation plans / projects:

- Support initiatives from Government and the private sector to address and reduce HIV and AIDS, Sexually Transmitted Infections (STI's)
- Collaborate with strategic partners to address Substance Abuse and Awareness Programmes
- Support initiatives from Government and the private sector to address and reduce Teenage Pregnancies
- Support all other Government health initiatives and roll-outs

6.3.3. To assist creating safe environments in which all communities can thrive, implementation of the following **programmes** have been identified:

- **Build and improve moral and ethical values amongst citizens**

Implementation plan / project:

- Address the high levels of Crime, with stakeholders

- **Support government initiatives with regard to the promotion of safety**

Implementation plan / project:

- Implement initiatives with strategic partners to address dysfunctional family structures including family violence

6.3.4. To facilitate and support the development of organised communities (i.e. communities helping themselves), implementation of the following **programmes** have been identified:

- **The development and support of Self Help Organisations within the community:**

Implementation plans / projects:

- Assist with the establishment of NGOs, NPOs, Cooperatives, etc.
- Ensure continued support to self help organisations

- **The development of social cohesion:**

Implementation plan / projects:

- The creation of social value chains amongst organisations within the community, by sourcing mentorship and support within communities itself
- Develop and establish a network of service providers, both public and private, in the field of social development
- Encourage, integrate and support the implementation of social interventions.
- Enable communities to be proactive and engage in development, governance and social growth

- **Facilitate skills development, training, and education for external human development:**

Implementation plans / projects:

- Develop programmes, with service providers to address low skill levels
- Support initiatives from Government and the private sector to address and reduce high school-drop-out rates
- Develop initiatives to support Early Childhood Development

6.4. SPECIAL PROJECTS FOR THE IMPLEMENTATION OF SOCIAL DEVELOPMENT

The following list provides special projects through which the action plans listed above, could be implemented by the community and it has the purpose of consolidating / guiding the direction of self-help actions taken by community organisations as well as the efforts of the community to address its own social problems. It is therefore herewith explicitly stated that the inclusion of this list of special projects does not mean that the municipality can be held accountable for the implementation or funding thereof. As a strategic document, it merely serves as a tool to self-help organisations / persons within the community to align their social development actions with this strategy, as well as to target the external efforts for social development, strategically. This list is therefore merely included in this strategy to create, for external role players, the environment within which targeted social development within the Langeberg municipal area is possible. These special projects include:

| <u>PROJECTS</u> | <u>PROGRAMMES</u> | <u>RESPONSIBILITY</u> |
|-----------------------------|---|--------------------------------|
| Early Childhood Development | <p>Have all ECD Facilities registered with the Department: Social Development</p> <p>Have suitably qualified staff at all ECD Facilities</p> <p>Increase the number of children attending ECD Facilities</p> <p>Establish ECD Facilities in vulnerable areas</p> <p>Ensure that all ECD Facilities provide programmes conducive to the developmental needs of the child</p> | Department: Social Development |
| HIV and AIDS and STI's | <p>Reduce the number of HIV and AIDS and STI cases</p> <p>Provide applicable awareness and information sessions</p> <p>Promote voluntary testing</p> | Department: Health |

| | | |
|-------------------|--|--|
| | Promote the distribution of and use of condoms | |
| Substance Abuse | Reduce the number of persons addicted to alcohol and drugs Provide suitable educational and awareness programmes | Department: Social Development |
| Teenage Pregnancy | Reduce the number of teenage pregnancies Provide suitable educational and awareness programmes to both teenage fathers and mothers Provide assistance and support to pregnant teenagers | Department: Health Department: Social Development |
| School Drop-Outs | Reduce the number of school drop-outs Address the reasons why learners drop-out of the educational system Introduce programmes to provide skills to those children who have already drop-out of the educational system | Department: Education |
| Disabled | Provide economic opportunities for disabled persons Include the disabled in other social activities | Department: Social Development Department: Economic Development |
| Gender and Women | Provide programmes for the | Department: Trade and |

| | | |
|--|--|--|
| Empowerment | promotion of gender equality and the empowerment of women | Industry Department: Social Development |
| Crime Prevention | Provide opportunities, both social and economic, to address crime To reduce the crime statistics in the area | SAPS |
| Low Moral and Ethical Standards | Provide programmes to improve the family structures, with special reference to the roles and responsibilities of parents | Department: Social Development |
| Dysfunctional Families | Determine the root causes of dysfunctional families Address these root causes through information sessions and family orientated programmes | Department: Social Development |
| Poverty Alleviation | Establish food gardens and other supporting projects Encourage small entrepreneurial enterprises | Department: Social Development Langeberg Municipality |
| Low Skills Levels | Improve the skills level of affected persons Establish a data base of required skills | Department: Education |
| Social Entrepreneurship and Innovation | Encourage an atmosphere of self-belief to discourage social grant dependence | Department: Trade and Industry Department: Social |

| | | |
|---|---|---|
| | <p>Assist with the provision of mentorship projects</p> <p>Facilitate skills development and training projects to entrepreneurs and innovators</p> | <p>Development</p> <p>Department: Economic Development</p> |
| <p>Establish of a Network of Service Providers and linkages to other strategies</p> | <p>Develop a network of service providers, including National and Provincial Government, District Municipality</p> <p>Compile of a data base of local NPO's, CBO's and other organisations involved in social/community development</p> <p>Create linkages to the LED Strategy, Draft Youth Strategy and all existing policies where possible</p> | <p>Langeberg Municipality</p> <p>Cape Winelands District Municipality</p> |

7. REFERENCES

1. National Department: Social Development: Strategic Plan 2009 – 2013
2. City of Cape Town: Department: Social Development - Departmental Business Plan
3. Stats SA: 2011 Census
4. Langeberg Municipality: LED Strategy
5. Langeberg Municipality: IDP