



**Raadslede van die Raad van die  
Langeberg Munisipaliteit**

Kennis geskied hiermee van 'n Raadsvergadering  
van die Raad van Langeberg Munisipaliteit wat gehou sal word op

**27 AUGUSTUS 2019 om 10H00**

in die Raadsaal, Munisipale Kantore, Kerkstraat, Robertson  
om oorweging te verleen aan die items op die aangehegte agenda.

...

**Councillors of the Council of the  
Langeberg Municipality**

Notice is hereby given of a Council Meeting  
of the Municipal Council of the Langeberg Municipality to be held on

**27 AUGUST 2019 at 10H00**

in the Council Chamber, Municipal Offices,  
Church Street, Robertson to discuss the items on the appended agenda.

**RDH / ALD S.W. VAN EEDEN**  
**SPEAKER**

# AGENDA

~ 27 AUGUST 2019 ~

1. Opening / Opening
2. Attendance / Bywoning
3. Applications for leave of Absence / Aansoeke vir verlof tot afwesigheid
4. Approval of Minutes / Goedkeuring van Notule
  - 4.1 Confirmation of the Minutes of an Ordinary Meeting of Council of the Langeberg Municipality held on 30 July 2019 at 10h00 in the Council Chambers, Municipal Offices, Church Street, Robertson. 05 - 19  
  
*Bekragting van die Notule van 'n Gewone Vergadering van die Raad van die Langeberg Munisipaliteit wat gehou was op 30 Julie 2019 om 10h00 in die Raadsaal, Munisipale Kantore, Kerkstraat, Robertson.*
5. Statements & Announcements by the Speaker / Verklarings & Mededelings deur die Speaker
6. Interviews with Delegations / Onderhoude met Afvaardigings  
None / Geen
7. Statements & Announcements by the Mayor / Verklarings & Mededelings deur die Burgemeester
8. Urgent Matters & Reports, Statements & Announcements submitted by the Municipal Manager  
Dringende Aangeleenthede & Verslae, Verklarings & Mededelings voorgelê deur die Munisipale Bestuurder

- 8.1 Matters which must be handled in terms of Section 30(5) of the Local Government: Municipal Structures Act, 1998 (Act No 117 of 1998), as amended. Aforesaid stipulation reads as follows: (5) Before a municipal council takes a decision on any of the following matters it must first require its executive committee or executive mayor, if it has such a committee or mayor, to submit to it a report and recommendation on the matter: (1) any matter mentioned in Section 160(2) of the Constitution; (2) the approval of an integrated development plan for the municipality, and any amendment to that plan; and (3) the appointment and conditions of service of the municipal manager and a head of a department of the municipality. *Sake wat hanteer moet word in terme van Artikel 30(5) van die Wet op Plaaslike Regering: Munisipale Strukture, 1998 (Wet No 117 van 1998), soos gewysig. Voormelde bepaling lees as volg: (5) Alvorens 'n munisipale raad 'n besluit oor enige van die volgende aangeleenthede neem, moet hy eers sy uitvoerende komitee of uitvoerende burgemeester, indien hy so 'n komitee of burgemeester het, versoek om 'n verslag en aanbeveling oor die aangeleentheid aan hom voor te lê: (1) enige aangeleentheid genoem in Artikel 160(2) van die Grondwet; (2) die goedkeuring van 'n geïntegreerde ontwikkelingsplan vir die munisipaliteit, en enige wysigings van daardie plan; (3) die aanstelling en diensvoorwaardes van die munisipale bestuurder en 'n hoof van 'n departement van die munisipaliteit.*
  - 8.2 Matters which must be handled in terms of Section 32(1) and (2) of the Local Government: Municipal Structures Act, 1998 (Act No 117 of 1998) as amended, and approved per Council Resolution A82 of 19 March 2001. / *Sake wat hanteer moet word in terme van die delegasies toegestaan ingevolge Artikel 32(1) en (2) van die Wet op Plaaslike Regering: Munisipale Strukture, 1998 (Wet No 117 van 1998), soos gewysig en aanvaar per Raadsbesluit A82 van 19 Maart 2001.*
  - 8.3 Report on matters of concern by representatives at the Cape Winelands District Municipality. / *Rapportering aangaande sake van belang deur verteenwoordigers by die Kaapse Wynland Distrikmunisipaliteit.*
  - 8.4 Other Matters / Ander Sake

9. Consideration of Notice of Motions / Oorweging van Kennisgewing van Mosies

None / Geen

10. Consideration of Notice of Questions / Oorweging van Kennisgewing van Vrae

None / Geen

11. Consideration of Urgent Motions / Oorweging van Dringende Mosies

None / Geen

12. Consideration of Reports / Oorweging van Verslae

12.1	Reports submitted to Council for consideration <b>(A Items)</b> Verslae voorgelê aan die Raad vir oorweging <b>(A Items)</b>	<b>21</b>
12.2	Reports submitted to Council for consideration <b>(AA Items)</b> Verslae voorgelê aan die Raad vir oorweging <b>(AA-Items)</b>	<b>136</b>
12.3	Reports dealt with in terms of the delegated powers by the Mayoral Committee <b>(B &amp; BB Items)</b> Verslae afgehandel deur die Burgemeesterskomitee in terme van gedelegeerde bevoegdhede <b>(B &amp; BB-Items)</b>	<b>139</b>

**MINUTES OF AN ORDINARY MEETING OF COUNCIL OF THE LANGEBERG MUNICIPALITY**  
**HELD ON 30 JULY 2019 AT 10H00 IN THE COUNCIL CHAMBERS**  
**MUNICIPAL OFFICES, CHURCH STREET, ROBERTSON**

**1. Opening**

The Speaker welcomed the Executive Mayor, the Deputy Executive Mayor, Councillors and the Administration to the meeting. Father Richard Dunsdon of the Anglican Church, Robertson opened the meeting with a message and a reading from Matthew, Chapter 13.

**2. Attendance**

Ald Van Eeden, SW	Speaker
Ald Jansen, HM	Executive Mayor
Cllr Joubert, GD	Deputy Executive Mayor
Ald Burger, JD	Councillor (Member of the Mayco)
Cllr Janse, DB	Councillor (Member of the Mayco)
Cllr Scheffers, EMJ	Councillor (Member of the Mayco)
Cllr Strauss, SW	Councillor (Member of the Mayco)
Cllr Beginsel, NJ	Councillor
Cllr Bosjan, E	Councillor
Cllr Du Plessis, S	Councillor
Cllr Grootboom, CJ	Councillor
Cllr Hess, P	Councillor
Cllr Januarie, JJ	Councillor
Cllr Kriel, J	Councillor
Cllr Kuhn, DJW	Councillor
Cllr Mangenengene, HF	Councillor
Cllr Nteta, BH	Councillor
Cllr Shibili, AJ	Councillor
Cllr Simpson, OC	Councillor
Cllr Swanepoel, LM	Councillor (until 11h19)
Cllr Van der Merwe, TM	Councillor
Cllr Van Zyl, JDF	Councillor
Mr Mokweni, SA	Municipal Manager
Mr Everson, AWJ	Director Corporate Services
Mr Brown, B	Chief Financial Officer
Mr Mgajo, M	Director Community Services
Ms Matthys, CO	Director Strategy & Social Development
Mr Van der Westhuizen, IAB	Director Engineering Services
Ms Burger, E	Chief Clerk General Administration
Mr Qhanqisa, ST	Translator

**3. 3.1 Applications for leave of absence / Aansoek om verlof tot afwesigheid**

Cllr Mafilika, JS	Councillor
Ms Kotzé, S	Manager Administrative Support

**3.2 Absent without leave / Afwesig sonder verlof**

None / Geen

**4. Goedkeuring van Notule / Approval of Minutes:**

- 4.1 That the Minutes of a Statutory Meeting of Council of the Langeberg Municipality held on 14 June 2019 at 09h00 in the Council Chambers, Municipal Offices, Church Street, Robertson be approved and confirmed.



Dat die Notule van 'n Statutêre Vergadering van die Raad van die Langeberg Munisipaliteit wat gehou was op 14 Junie 2019 om 09h00 in die Raadsaal, Munisipale Kantore, Kerkstraat, Robertson goedgekeur en bekragtig word.

5. **Verklarings en Mededelings deur die Speaker / Statements and Announcements by the Speaker**

The Speaker congratulated Cllrs HF Mangenengene, GD Joubert and Mr B Brown who all celebrated their birthdays in June. He wished them a blessed 2019.

6. **Onderhoude met Afvaardigings / Interviews with Delegations**

None / Geen

7. **Verklarings en Mededelings deur die Burgemeester / Statements and Announcements by the Mayor.**

Die Uitvoerende Burgemeester het Mnr Isak van der Westhuizen hartlik bedank vir sy jare diens as Direkteur Ingenieursdienste aan die Langeberg Munisipaliteit en sy mense.

8. **Dringende Aangeleenthede en Verslae, Verklarings & Mededelings voorgelê deur die Munisipale Bestuurder.**  
**Urgent Matters and Reports, Statements & Announcements submitted by the Municipal Manager.**

None / Geen

9. **Consideration of Notice of Motions / Oorweging van Kennisgewing van Mosies**

The Speaker requested Council's approval to deal with the following motion later on in the agenda. The request was granted.

9.1	A3854	SUBMISSION OF MOTION – CLLR AJ SHIBILI : MS N NDALISO & DISABLED CHILD : REQUEST FOR SPECIAL ACCOMODATION IN PROJECT 505 SERVICED SITES, ROBERTSON
9.2	A3855	SUBMISSION OF MOTION – CLLR AJ SHIBILI – WAIVING HOUSING POLICY : MSS T KESO, T TOLANA & A NOKONYA : TO BENEFIT FROM THE 136 HOUSING ROJECT, NKQUBELA IN 2020
9.3	A3856	SUBMISSION OF MOTION – CLLR AJ SHIBILI – WAIVING HOUSING POLICY : MSS T KESO, T TOLANA AND A NOKONYA : TO BENEFIT FROM THE 136 HOUSING ROJECT, NKQUBELA IN 2020

10. **Oorweging van Kennisgewing van Vrae / Consideration of Notice of Questions**

None / Geen

11. **Oorweging van Dringende Mosies / Consideration of Urgent Motions**

**A 3860 URGENT MOTION BY CLLR AJ SHIBILI : ILLEGAL HOUSE SHOPS**

Cllr Shibili said that there is a big problem in his ward with a war between the Bangladeshis and the Ethiopians for space in the new area. There are shops popping up everywhere and the properties have not even been handed over to their owners. Cllr Shibili is of the opinion that law enforcement should intervene as shop owners should have permission from the Municipality to operate a shop. Law enforcement must make sure that these shop owners follow processes and procedures.

The Speaker said that this may turn out to be a life and death situation later on and asked Council whether they wished to discuss the matter. Council decided to discuss the motion and Cllr S du Plessis said that he fully supports the motion as a similar situation played out in Montagu in March of this year between Somalians and Ethiopians. The situation came to blows with destruction of property and loss of life. Despite all this and his urgent motion, nothing has been

done. He urged that such situations be addressed urgently and action be taken. Cllr JJ Januarie fully agreed with the two previous speakers and said that spaza shops should be applied for and erected in a lawful.

Cllr J Kriel said that this matter entails much more information than at first glance. He recommended that a proper report be compiled with input from all involved departments and that the report be submitted to the appropriate portfolio committee. This will enable Council to take an informed decision. Cllr Januarie disagreed as it might take too long and if the by-laws are applicable it will just be a matter of applying those by-laws.

The Municipal Manager said the by-laws must be enforced but to do it, is another matter. He suggested that the Town Planning department be instructed to inspect the transgressions of the by-laws. He then apprised Council of possible scenarios of cases going to court – most probably an order could be to negotiate with the shop owners.

The motion was discussed in some detail until a conclusion was reached.

**This item served before an Ordinary Meeting of Council on 30 July 2019**  
**Hierdie item het gedien voor 'n Gewone Vergadering van die Raad op 30 Julie 2019**  
**Eenparig Besluit / Unanimously Resolved**

That the matter be referred to the Administration and that the Town Planning department inspect possible transgressions of applicable by-laws of house shops in the municipal area.

12. **Oorweging van Verslae / Consideration of Reports:**

12.1 **Reports submitted to Council for consideration (A Items)**  
**Verslae voorgelê aan die Raad vir oorweging (A-Items)**

A3824 **MONTHLY REPORTS - LOCAL TOURISM ASSOCIATIONS – APRIL 2019 (12/2/3/3) (MANAGER: SOCIAL DEVELOPMENT)**

**This item served before an Ordinary Meeting of Council on 30 July 2019**  
**Hierdie item het gedien voor 'n Gewone Vergadering van die Raad op 30 Julie 2019**  
**Eenparig Besluit / Unanimously Resolved**

That the report from the Local Tourism Associations for April 2019 be noted

A3826 **FINANCIAL REPORTING IN TERMS OF SECTION 71 OF THE LOCAL GOVERNMENT: MUNICIPAL FINANCE MANAGEMENT ACT, 2003 – MAY 2019 (9/2/1/3) (CHIEF FINANCIAL OFFICER)**

**This item served before an Ordinary Meeting of Council on 30 July 2019**  
**Hierdie item het gedien voor 'n Gewone Vergadering van die Raad op 30 Julie 2019**  
**Eenparig Besluit / Unanimously Resolved**

That the content of the report be noted.

*Dat kennis geneem word van die inhoud van die verslag.*

A3827 **MONTHLY REPORTING FROM THE LOCAL TOURISM ASSOCIATIONS – MAY 2019 (12/2/3/3) MANAGER: SOCIAL DEVELOPMENT**

**This item served before an Ordinary Meeting of Council on 30 July 2019**  
**Hierdie item het gedien voor 'n Gewone Vergadering van die Raad op 30 Julie 2019**  
**Eenparig Besluit / Unanimously Resolved**

That the report from the Local Tourism Associations for May 2019 be noted

**A3828 QUARTERLY REPORTING : LOCAL TOURISM ASSOCIATIONS – TOURISM PROJECTS & SMME DEVELOPMENT IN PRECEDING FINANCIAL QUARTER - 01 APRIL 2019 TO 30 JUNE 2019 (12/2/3/3) (MANAGER: SOCIAL DEVELOPMENT)**

This item served before an Ordinary Meeting of Council on 30 July 2019  
Hierdie item het gedien voor 'n Gewone Vergadering van die Raad op 30 Julie 2019  
Eenparig Besluit / Unanimously Resolved

That Council notes the presentations by the Local Tourism Offices on the last quarter (April, May and June 2019) and the next quarter (July, August and September 2019).

**A3830 APPLICATION TO LEASE OR PURCHASE MUNICIPAL LAND SITUATED ON A PORTION OF REMAINDER OF ERF 3 (±300M<sup>2</sup>) ADJACENT TO ERF 7915, ROBERTSON (7/2/3/1/5: 7/2/3/2/5) (PRINCIPAL CLERK: PROPERTY ADMINISTRATION)**

This item served before an Ordinary Meeting of Council on 30 July 2019  
Hierdie item het gedien voor 'n Gewone Vergadering van die Raad op 30 Julie 2019  
Eenparig Besluit / Unanimously Resolved

1. That the application received from Mr D de Wet to purchase municipal land situated on a portion of remainder of erf 3 (±300m<sup>2</sup>) adjacent to erf 7915, Robertson be approved subject to the following conditions:

*Dat die aansoek ontvang vanaf Mnr D de Wet vir die koop van munisipale grond geleë op 'n gedeelte van restant van erf3 (±300m<sup>2</sup>) aangrensend erf 7915, Robertson goedgekeur word onderhewig aan die volgende voorwaardes:*

- 1.1 That it be confirmed that the portion of land is not needed for the provision of the minimum level of basic municipal services. (S14 of the MFMA2003, Act 56 of 2003)

*Dat dit bevestig word dat die gedeeltes grond nie benodig word vir die verskaffing van die minimum vlak van basiese munisipale dienste nie. (S14 van die MFMA 2003, Wet 56 van 2003)*

- 1.2 That written notices be served on all adjoining property owners.

*Dat geskrewe kennisgewings aan al die omliggende eienaars bedien word.*

- 1.3 That the portion of municipal land be alienated at a market related price.

*Dat die gedeelte munisipale grond verkoop word teen 'n markverwante prys.*

- 1.4 That a deposit of 10% be payable with the signing of the deed of sale and that the remainder of the purchase price be payable with registration.

*Dat 'n deposito van 10% betaalbaar sal wees met ondertekening van die koopooreenkoms en dat die restant van die koopsom betaalbaar is by registrasie.*

- 1.5 That the buyer be responsible for all the connection fees for municipal services rendered to the property.

*Dat die koper verantwoordelik sal wees vir alle aansluitingsfooie vir munisipale dienste gelewer aan die perseel.*

- 1.6 That the buyer be responsible for the cost involved for surveying, rezoning, subdivision, consolidation, surveying, registration of servitudes and registration of the property in his/her name where applicable.

*Dat die koper verantwoordelik sal wees vir alle kostes van opmeting, hersonering, onderverdeling, konsolidasie, landmeter, registrasie van die servitude en registrasie van die eiendom in sy/haar naam waar van toepassing.*

- 1.7 That before the 300m<sup>2</sup>-portion may be transferred to the buyer and before the consolidation may be registered, the buyer has to obtain the necessary permission from the relevant Roads Authority for the new farm access and must adhere to the conditions of such permission. Such approval must be submitted to this office.

*Dat voordat die 300m<sup>2</sup> gedeelte transporteer word na die koper en voordat die konsolidasie geregistreer word, die koper die nodige toestemming van die relevante Pad Owerheid moet verkry vir die nuwe plaas toegang en moet voldoen word aan die voorwaardes van sodanige toestemming. Voormelde goedkeuring moet aan hierdie kantoor voorsien word.*

- 1.8 That the purchase deal be finalized within a period of 8 months after allocation of the property, failing which the offer will expire irrevocably.

*Dat die kooptransaksie binne 'n periode van 8 maande vanaf datum van toekenning van die erf afgehandel word, by versuim waarvan, die aanbod onherroeplik verval*

**A3831 IDENTIFICATION AND APPROVAL OF A HOUSING SUBSIDY PROGRAMME IN UITSIG, BONNIEVALE (ACTING MANAGER HOUSING – DEPARTMENT COMMUNITY SERVICES)**

Cllr AJ Shibili proposed that the same principle should apply for those residents of Uitsig who do not qualify for the RDP houses. People who live in Uitsig and who qualify for RDP houses will be prioritized but when it comes to those who do *not* qualify, the same principle do not apply. The recommendation states that the remaining 10 sites of the project consist of serviced sites be made available on the open market through a tender process. This is unfair to non-qualifiers in Uitsig. This means that farm owners or foreigners would be able to buy these erven. He is of the opinion that the same principle should be applied and that those residents of Uitsig who do not qualify for the RDP houses, must be prioritized to purchase the plots in Uitsig. This proposal of Cllr Shibili was seconded by Cllr JJ Januarie and no other proposal was put forth.

**This item served before an Ordinary Meeting of Council on 30 July 2019**

**Hierdie item het gedien voor 'n Gewone Vergadering van die Raad op 30 Julie 2019**

**Eenparig Besluit / Unanimously Resolved**

1. That the project consist of 48 RDP houses which must include all qualifying beneficiaries from Uitsig who are on the housing database and the rest from the Bonnievale housing database.
2. That non-qualifiers of Uitsig be prioritized for the 10 serviced sites.

**A3832 STRYDOM STREET HOUSING PROJECT, MONTAGU – RECOMMENDATIONS & FINDINGS (ACTING MANAGER HOUSING – DEPARTMENT COMMUNITY SERVICES)**

The Director Community Services distributed an amended report at the meeting.

Cllr NJ Beginsel asked why the report-back after the meeting with the Strydom Street beneficiaries was not resubmitted to the Community Services Committee but instead submitted to Council today. The Director said that he and the involved Councillors (Du Plessis and Kriel) was in agreement that the report should be submitted directly to Council. On behalf of the ANC, Cllr AJ Shibili said that they are sceptical to just agree that taxpayers money be spent for renovations on the houses that are private property.

The Director conveyed what was discussed at the Strydom Street meeting. He referred Council to the minutes that was taken there and the structural engineering report by ASLA that was distributed at the Community Services Portfolio Committee meeting of 10 July 2019 (pg 56 – 69). The following was agreed upon by the residents:

1. Of the 14 owners, 12 owners agreed to demolish their houses and that it be replaced with 40m<sup>2</sup> subsidy houses.
2. One family requested more time to consult with the rest of their family.
3. One family whose property has already been upgraded was not present at the meeting. The housing official will visit



them and obtain their views. They have been revisited but are firm that they do not want their house to be demolished.

4. All affected families to consider relocation and advise Municipality of their decision by the end of July 2019.

The Municipal Manager said it would be more cost effective to demolish the existing structures and build new structures subject to the approval of Heritage Western Cape. It must also be noted that some of these houses are privately owned and some have been extended. Proper agreements must be concluded with these owners.

After further discussion Council concluded that all outstanding issues and documentation should be gathered where after the report should be resubmitted for an informed decision.

**This item served before an Ordinary Meeting of Council on 30 July 2019**

**Hierdie item het gedien voor 'n Gewone Vergadering van die Raad op 30 Julie 2019**

**Eenparig Besluit / Unanimously Resolved**

1. That the report be referred back in order for all outstanding issues such as Heritage Western Cape, ministerial project, documentation etc to be gathered.
2. That due to time constraints the report then be resubmitted to the Community Services Portfolio Committee who is hereby authorised with the necessary delegation to take such a decision.

**A3833 SUBMISSION OF THE DRAFT AIR QUALITY BY-LAW OF THE LANGEBERG MUNICIPALITY (17/1/5/1)  
(MANAGER: SOCIAL DEVELOPMENT)**

**This item served before an Ordinary Meeting of Council on 30 July 2019**

**Hierdie item het gedien voor 'n Gewone Vergadering van die Raad op 30 Julie 2019**

**Eenparig Besluit / Unanimously Resolved**

1. That Council approve the draft Langeberg Municipality Air Quality By-law.
2. That a Public Participation Process be supported by Council, after which the Langeberg Municipality Air Quality By-law be resubmitted to Council for final adoption.
3. That the following Public Participation Processes be supported by Council:
  - 3.1. Advertising in the local press
  - 3.2. Making the draft Langeberg Municipality Air Quality By-law available at Municipal Offices and Libraries
  - 3.3. Providing copies of the draft Langeberg Municipality Air Quality By-law to all Ward Committees and requesting their comments

**A3834 PROVISION OF BASIC SERVICES TO INFORMAL SETTLEMENTS AND BACKYARD DWELLERS IN  
LANGEBERG MUNICIPALITY (DIRECTOR ENGINEERING SERVICES)**

Cllr JJ Januarie said that the Boekenhoutskloof residents are not interested in chemical toilets and said that he told them it is better than nothing. Cllr Shibili wanted to know why solar power or any form of electricity for that matter, cannot be provided in informal settlements. He does understand about budgetary constraints. The Director Engineering Services unpacked the cost for connections and said that a compliance certificate from an electrician is a national requirement. The Director Community Services said that the survey by Stats SA has been approved in principle but that there are time delay on their part.

Cllr S du Plessis wished to know what the Municipality will be doing about all these risks that has been mentioned. The Municipal Manager replied that in April of this year Council said that the Municipality must disconnect defaulters and that the idea was also to look at solar power, after which we disconnect. The Municipality must present an alternative to disconnection.

**This item served before an Ordinary Meeting of Council on 30 July 2019**

**Hierdie item het gedien voor 'n Gewone Vergadering van die Raad op 30 Julie 2019**

**Eenparig Besluit / Unanimously Resolved**

1. That electricity be provided to backyard dwellers subject to the conditions as stipulated in chapter 10 (Electricity Supply to Backyard Dwellings) of the Langeberg Municipality Standard By-Law Relating to Electricity Supply.
2. That section 63(1) of the by-law (*Conditions For Supply*) be amended as follows:  
*63 (1) ~~That the dwelling is legal and approved by the Municipality.~~  
That the permission of the registered owner of the erf be obtained.*
3. That a Certificate of Compliance (CoC) be obtained for the electrical installation in the backyard dwelling in terms of the Operational Health and Safety Act No. 85 of 1993 (OHS Act) Electrical Installation Regulations 8(2) and that no connection be implemented if a CoC is not issued.
4. That the provision of electricity to dwellings in informal settlements only be implemented in Boekenhoutskloof, Bonnievale and in Mandela Square in Ashbury, Montagu subject to the availability of funding.
5. That alternative energy sources for Nkanini, Riemvasmaak, Nkandla, Môreson and Robertson North e.g. solar systems be investigated.
6. That additional lights be erected on existing lamp posts in Droëheuwel, Ward 3, Robertson to light up the dark areas as requested by residents.

**A3836 APPLICATION TO PURCHASE MUNICIPAL LAND SITUATED ON ERF 247, ZOLANI ASHTON (7/2/3/2/1)  
(PRINCIPAL CLERK: PROPERTY ADMINISTRATION)**

**This item served before an Ordinary Meeting of Council on 30 July 2019**

**Hierdie item het gedien voor 'n Gewone Vergadering van die Raad op 30 Julie 2019**

**Eenparig Besluit / Unanimously Resolved**

1. That it be confirmed that erf 247, Zolani, Ashton is not needed for the provision of the minimum level of basic municipal services. (S14 of the MFMA 2003, Act 56 of 2003)  
  
*Dat dit bevestig word dat erf 247, Zolani, Ashton nie benodig word vir die verskaffing van die minimum vlak van basiese munisipale dienste nie. (S14 van die MFMA 2003, Wet 56 van 2003)*
2. That the application of Ms L Blayi for the purchase of erf 247, Zolani, Ashton not be approved.  
*Dat die aansoek van Me L Blayi vir die koop van erf 247, Zolani, Ashton nie goedgekeur word nie.*
3. That erf 247, Zolani, Ashton be alienated by way of public tender for business purposes subject to the following conditions:  
  
*Dat erf 247, Zolani, Ashton by wyse van publieke tender vir besigheidsdoeleindes verkoop word onderworpe aan die volgende voorwaardes:*
  - 3.1 That the selling price be determined based on a reasonable market value certificate.  
*Dat die verkoopprijs van die eiendom bereken word, baseer op 'n billike markwaarde sertifikaat.*
  - 3.2 That a deposit of 10% be payable at the signing of the deed of sale and that the remainder of the purchase price be payable with registration.  
  
*Dat 'n deposito van 10% betaal word by ondertekening van die koop-ooreenkoms en dat die restant van die koop-prijs teen registrasie betaalbaar is.*
  - 3.3 That the erven only be utilized for the purposes as prescribed in the applicable town- planning scheme.

*Dat die persele slegs aangewend word vir die doeleindes soos voorgeskryf in die toepaslike Dorpaanlegskema.*

- 3.4 That the building plans be submitted to the Building Control Department for approval within a period of 3 months after registration of the property and that the development be completed within 2 years, failing which the offer will expire irrevocably.

*Dat bouplanne ingedien word by die Bou Beheerafdeling vir goedkeuring binne 'n periode van 3 maande na registrasie van die eiendom en dat die ontwikkeling voltooi word binne 2 jaar, by versuim waarvan, die aanbod onherroeplik verval.*

- 3.5 That the buyer be responsible for all the connection fees for municipal services rendered to the property.

*Dat die koper verantwoordelik sal wees vir alle aansluitingsfooie vir munisipale dienste gelewer aan die perseel.*

- 3.6 That the buyer be responsible for all costs regarding the alienation.

*Dat die koper verantwoordelik sal wees vir alle kostes met betrekking tot die vervreemding.*

- 3.7 That the purchase deal be finalized within a period of 6 months after allocation of the property failing which the offer will expire irrevocably.

*Dat die kooptransaksie binne 'n periode van 6 maande vanaf datum van toekenning van die erf afgehandel word, by versuim waarvan die aanbod onherroeplik verval.*

**A3837 RESUBMISSION 2: WESLEY STREET VEGETABLE GARDEN: APPLICATION FOR THE RENEWAL OF LEASE AGREEMENT FOR MUNICIPAL PROPERTY SITUATED ON ERVEN 4951 AND 4952, WESLEY STREET, ROBERTSON (7/2/3/1/5) (MANAGER: ADMINISTRATIVE SUPPORT)**

**This item served before an Ordinary Meeting of Council on 30 July 2019**

**Hierdie item het gedien voor 'n Gewone Vergadering van die Raad op 30 Julie 2019**

**Eenparig Besluit / Unanimously Resolved**

1. That the application received from Ms S Fourie on behalf of Wesley Street Vegetable garden to renew their lease agreement for the purpose of a vegetable garden not be approved.

*Dat die aansoek ontvang van Me S Fourie namens Wesleystraat Groentetuin om die hernuwing van hulle huurooreenkoms vir die gebruik van 'n groentetuin nie goedgekeur word nie.*

2. That it be confirmed that erven 4951 & 4952, Robertson is not needed for the provision of the minimum level of basic municipal services. (S14 of the MFMA 2003, Act 56 of 2003)

*Dat dit bevestig word dat erwe 4951 & 4952, Robertson nie benodig word vir die verskaffing van die minimum vlak van basiese munisipale dienste nie. (S14 van MFMA 2003, Wet 56 van 2003).*

3. That a land surveyor be appointed to determine the exact sizes of the erven

*Dat 'n landmeter aangestel word om die presiese grootte van die erwe te bepaal.*

That once the process under point 3 has been done, erven 4951 & 4952, Robertson be alienated by way of public tender for residential purposes subject to the following conditions:

*Dat wanneer die proses onder punt 3 afgehandel is, erwe 4951 & 4952, Robertson by wyse van 'n openbare tender vir residensiële gebruik vervreem word onderworpe aan die volgende voorwaardes:*

3.1 That the selling price of the erven be determined based on reasonable market value certificates.

*Dat die verkoopprijs van die erwe bereken word gebaseer op billike markwaarde sertifikate.*

3.2 That a deposit of 10% be payable at the signing of the deed of sales and that the remainder of the purchase price be payable with registration.

*Dat 'n deposito van 10% betaal word by ondertekening van die koop-ooreenkomste en dat die restant van die koopprijs teen registrasie betaalbaar is.*

4.3 That the purchaser be responsible for all the connection fees for municipal services rendered to the property.

*Dat die koper verantwoordelik sal wees vir alle aansluitingsfooie vir munisipale dienste gelewer aan die perseel.*

3.4 That the purchase deal be finalized within a period of 6 months after signing the Deed of Sale, failing which the offer will expire irrevocably.

*Dat die kooptransaksie binne 'n periode van 6 maande vanaf datum van ondertekening van die Koop-ooreenkoms afgehandel word, by versuim waarvan, die aanbod onherroeplik verval.*

**A3838 FINANCIAL REPORTING IN TERMS OF SECTION 71 FOR THE MONTHLY BUDGET STATEMENT & SECTION 52 (D) FOR THE QUARTERLY BUDGET ASSESSMENT STATEMENT FOR JUNE 2019 (9/2/1/3) (CHIEF FINANCIAL OFFICER)**

The Executive Mayor presented the Executive Summary to Council.

**This item served before an Ordinary Meeting of Council on 30 July 2019**

**Hierdie item het gedien voor 'n Gewone Vergadering van die Raad op 30 Julie 2019**

**Eenparig Besluit / Unanimously Resolved**

That the content of the report be noted.

*Dat kennis geneem word van die inhoud van die verslag.*

\* Cllr LM Swanepoel left the Council chambers at 11h19.

\* A comfort break was granted from 11h19 to 11h27.

**A3839 EXPENDITURE OF THE 2018 / 2019 BUDGET MEASURED BY THE TOP LEVEL SDBIP - FOURTH QUARTER (5/1/3) (DIRECTOR: STRATEGY AND SOCIAL DEVELOPMENT)**

**This item served before an Ordinary Meeting of Council on 30 July 2019**

**Hierdie item het gedien voor 'n Gewone Vergadering van die Raad op 30 Julie 2019**

**Eenparig Besluit / Unanimously Resolved**

That Council notes the contents of the report

*Dat die Raad kennis neem van die inhoud van die verslag.*



- A3840 CIRCULAR 1/2019: NOTICE REGARDING THE REDETERMINATION OF MUNICIPAL BOUNDARIES – MUNICIPAL DEMARCATION BOARD (12/2/1/19)(DIRECTOR CORPORATE SERVICES)**
- This item served before an Ordinary Meeting of Council on 30 July 2019  
Hierdie item het gedien voor 'n Gewone Vergadering van die Raad op 30 Julie 2019  
Eenparig Besluit / Unanimously Resolved
- That the contents of Circular 1/2019 dated 10 June 2019, regarding the redetermination of Municipal boundaries as received from the Municipal Demarcation Board be noted by Council.
- A3841 PERMISSION FROM NATIONAL TREASURY TO PROCEED WITH IMPLEMENTATION PLANNING OF PROJECTS; RURAL TOWN PROGRAMME IN ROBERTSON (10/3/2) (DIRECTOR STRATEGY & SOCIAL DEVELOPMENT)**
- This item served before an Ordinary Meeting of Council on 30 July 2019  
Hierdie item het gedien voor 'n Gewone Vergadering van die Raad op 30 Julie 2019  
Eenparig Besluit / Unanimously Resolved
- That Council notes the content of the report.
- Dat die Raad kennis neem van die inhoud van die verslag.*
- A3842 APPOINTMENT OF CHAIRPERSON & DEPUTY CHAIRPERSON - LANGEBERG MUNICIPAL PLANNING TRIBUNAL (MANAGER TOWN PLANNING)**
- This item served before an Ordinary Meeting of Council on 30 July 2019  
Hierdie item het gedien voor 'n Gewone Vergadering van die Raad op 30 Julie 2019  
Eenparig Besluit / Unanimously Resolved
1. That Mr Maynard Johnson of Langeberg Municipality be appointed as Chairperson of the Langeberg Municipal Planning Tribunal.
  2. That Mr Hendrik Taljaard of the Witzenberg Municipality be appointed as Deputy Chairperson of the Langeberg Municipal Planning Tribunal.
- A3843 SUBMISSION OF INTERNAL AUDIT STRATEGIC DOCUMENTS FOR THE YEAR 2019 / 2020 : INTERNAL AUDIT CHARTER, RISK-BASED AUDIT PLANS, QUALITY ASSURANCE AND IMPROVEMENT PROGRAM (QAIP)(5/14/R) (CHIEF AUDIT EXECUTIVE)**
- This item served before an Ordinary Meeting of Council on 30 July 2019  
Hierdie item het gedien voor 'n Gewone Vergadering van die Raad op 30 Julie 2019  
Eenparig Besluit / Unanimously Resolved
- That the contents of the Internal Audit Charter, Risk-based Audit plans and the Quality Assurance and Improvement Program be noted by Council.
- A3844 AUDIT & PERFORMANCE COMMITTEE: APPROVAL OF CHARTER – 2019 / 2020 (5/14/R) (AUDIT & PERFORMANCE COMMITTEE CHAIRPERSON)**
- This item served before an Ordinary Meeting of Council on 30 July 2019  
Hierdie item het gedien voor 'n Gewone Vergadering van die Raad op 30 Julie 2019  
Eenparig Besluit / Unanimously Resolved
- That the reviewed Charter of the Audit & Performance Committee be approved by Council.

**A3845      AUDIT & PERFORMANCE COMMITTEE: SUBMISSION OF THE QUARTERLY REPORT (5/14/R) (AUDIT & PERFORMANCE COMMITTEE CHAIRPERSON)**

This item served before an Ordinary Meeting of Council on 30 July 2019  
Hierdie item het gedien voor 'n Gewone Vergadering van die Raad op 30 Julie 2019  
Eenparig Besluit / Unanimously Resolved

That Council takes note of the Quarterly report of the Audit & Performance Committee.

**A3846      RISK MANAGEMENT COMMITTEE: SUBMISSION OF RISK MANAGEMENT COMMITTEE REPORT FOR THIRD QUARTER OF 2018 / 2019 & THE STRATEGIC RISK REGISTER FOR MAY 2019 (5/14/R) (CHIEF AUDIT EXECUTIVE)**

This item served before an Ordinary Meeting of Council on 30 July 2019  
Hierdie item het gedien voor 'n Gewone Vergadering van die Raad op 30 Julie 2019  
Eenparig Besluit / Unanimously Resolved

That the contents of the Risk Management Committee Report for the Third Quarter of 2018 / 2019 and the Risk Register as at May 2019 be noted by Council.

**A3847      RISK MANAGEMENT COMMITTEE: BUSINESS CONTINUITY MODEL, DISASTER RECOVERY PLAN, RISK MANAGEMENT COMMITTEE CHARTER & RISK MANAGEMENT ANNUAL OPERATIONAL PLAN – 2019 / 2020 (5/14/R) (CHIEF AUDIT EXECUTIVE)**

This item served before an Ordinary Meeting of Council on 30 July 2019  
Hierdie item het gedien voor 'n Gewone Vergadering van die Raad op 30 Julie 2019  
Eenparig Besluit / Unanimously Resolved

That the Business Continuity Model, Disaster Recovery Plan, Risk Management Committee Charter and Risk Management Annual Operational Plan for 2019/20 be approved by Council.

**A3848      REPORT TO COUNCIL – THE PROGRESS OF THE DEVELOPMENT PLANNING OF CEMETERY SITES IN THE LANGEBOEG MUNICIPAL AREA BY CONSULTANT CK RUMBOLL AS APPOINTED BY TENDER 09/2016 (ASST. MANAGER: PARKS & AMENITIES)**  
(Was B5523)

Cllr SW Strauss requested that attention be given to cemeteries belonging to churches; there are still space available and we might consider buying it back from them. Some of these cemeteries are also not being looked after and it makes a bad impression as some people think that such cemeteries belong to the Municipality.

Cllr CJ Grootboom requested that the consultant presented a small workshop on his findings to Council.

This item served before an Ordinary Meeting of Council on 30 July 2019  
Hierdie item het gedien voor 'n Gewone Vergadering van die Raad op 30 Julie 2019  
Eenparig Besluit / Unanimously Resolved

1. That the Council notes the contents of the report.

Dat die Raad kennis neem van die inhoud van die verslag.

2. That an information session be organized to brief Councillors on the progress, various aspects and stages of the development planning for cemetery sites in the Langeberg area.

**A3849 FEEDBACK TO COUNCIL: EXECUTION OF COUNCIL RESOLUTIONS: APRIL – JUNE 2019 (3/2/1/3)  
(MUNICIPAL MANAGER)**

This item served before an Ordinary Meeting of Council on 30 July 2019  
Hierdie item het gedien voor 'n Gewone Vergadering van die Raad op 30 Julie 2019  
Eenparig Besluit / Unanimously Resolved

That the contents of the report be noted.

*Dat kennis geneem word van die inhoud van die verslag.*

**A3850 REPORT FROM THE MAYOR'S OFFICE REGARDING HIS DISCRETIONARY FUND SPENDING FOR THE PERIOD 1 JULY 2018 TO 30 JUNE 2019**

Some questions were asked about the nature of the Discretionary Fund, which were explained and answered by the Director Strategy & Social Development.

This item served before an Ordinary Meeting of Council on 30 July 2019  
Hierdie item het gedien voor 'n Gewone Vergadering van die Raad op 30 Julie 2019  
Eenparig Besluit / Unanimously Resolved

That the contents of the report be noted.

*Dat kennis geneem word van die inhoud van die verslag.*

**A3851 REPORT ON THE IMPLEMENTATION OF THE SUPPLY CHAIN MANAGEMENT (SCM) POLICY FOR 2018/2019 FINANCIAL YEAR DIRECTOR: FINANCIAL SERVICES (CFO)**

This item served before an Ordinary Meeting of Council on 30 July 2019  
Hierdie item het gedien voor 'n Gewone Vergadering van die Raad op 30 Julie 2019  
Eenparig Besluit / Unanimously Resolved

That the content of the report be noted.

*Dat kennis geneem word van die inhoud van die verslag.*

**A3852 NERSA ELECTRICITY TARIFFS - APPROVAL FOR THE 2019 / 2020 BUDGET YEAR (5/1/1 - 2019/20120)  
(CHIEF FINANCIAL OFFICER)**

This item served before an Ordinary Meeting of Council on 30 July 2019  
Hierdie item het gedien voor 'n Gewone Vergadering van die Raad op 30 Julie 2019  
Eenparig Besluit / Unanimously Resolved

That the NERSA approved tariffs be approved as the electricity tariffs for 2019 / 2020, of which the effect is a 0% on average increase and to be in line with the NERSA approval as the implementation of tariffs without approval of the Energy Regulator is a contravention of the license conditions issued to the municipality, if there is any potential shortfall in estimated revenue it will be factored into the February 2020 adjustments budget.

**A3853 EXTENSION OF CONTRACT WITH RED ANT SECURITY RELOCATION & EVICTION SERVICES (PTY) LTD  
- FOR A PERIOD OF SIX (6) MONTHS (13/5)(DIRECTOR CORPORATE SERVICES)**

Cllr S du Plessis and Cllr NJ Beginsel cited incidents where the Red Ants were called to areas where shacks were in the process of being erected. In Montagu they did not demolish structures as it were apparently on municipal land and they never showed up in Ashton after being called out. The Municipal Manager said that he cannot verify this information after such a long time and that it would have been better if the incidents could have been reported to him immediately. A request was made by Cllr Beginsel for a report on the Ants' monthly cost to the Municipality and a report on their activities. Cllr J

Kriel also wanted to know what the contract stipulated. The Director Corporate Services said that he does not wish to comment on issues with the SA Police Services – they want to draw up plans for which there is not time as instant reaction is necessary. A report on the monthly cost of the Red Ants' services to the Municipality and their activities can be provided.

Cllr GD Joubert was of the opinion that the Red Ants have been in operation for a year yet the amount of shacks have increased. He is there querying why the contract should be extended for another 6 months. The Municipal Manager explained to Council how a Langeberg contract may procure on an Overstrand tender and that it is in complete compliance with the MFMA. He warned that should Council cease the services of the Red Ants, the Municipality should prepare itself for 4 or 5 times the amount of informal settlement in our area. He reminded Council that the Red Ants will never be able to stop 100% of the invasion that is taking place; they have 2 patrol vehicles and 4 guards who work 7 days a week and patrol the entire municipal area on a daily basis. The reporting mechanisms and reporting lines will be communicated to Councillors.

Cllr S du Plessis said that the Red Ants was not very effective in Montagu and that there should be looked at their scope of work. Cllr AJ Shibili reported that the company delivered very valuable work in Nkqubela. The contract and the services of the Red Ants were discussed in more detail.

\* The DA requested a caucus, which was granted from 12h06 – 12h14.

Upon return, Cllr GD Joubert said that the DA supported the recommendation contained in the report.

**This item served before an Ordinary Meeting of Council on 30 July 2019**  
**Hierdie item het gedien voor 'n Gewone Vergadering van die Raad op 30 Julie 2019**  
**Eenparig Besluit / Unanimously Resolved**

1. That the existing contract with Red Ant Security Relocation & Eviction Services (Pty) Ltd be extended for a period of six (6) months whilst the Municipality is in the process to procure security relocation and eviction services.

**A3854 SUBMISSION OF MOTION – CLLR AJ SHIBILI : MS N NDALISO & DISABLED CHILD : REQUEST FOR SPECIAL ACCOMODATION IN PROJECT 505 SERVICED SITES, ROBERTSON**

Cllr AJ Shibili read his motion out loud. Cllr J Kriel requested that the motion be referred to the appropriate Portfolio Committee for discussion but Cllr Shibili said that if the matter is not dealt with as a matter of urgency. The housing project will be full and she will not receive accommodation. Cllr JJ Januarie said that the ward councillor is in the best position to know what is happening in his ward and he can see no reason why Council cannot assist this mother with her disabled child. Cllr Kriel wanted to know whether this would be in accordance with the Municipality's policies. The Director Community Services said that he would need time to establish the facts around Ms Ndaliso's application in order to advise Council to make an informed decision. The Speaker said that the applicable policy must be adhered to and that she must meet the requirements for a serviced site. Cllr Kriel proposed that as a cautionary measure an erf be

**This item served before an Ordinary Meeting of Council on 30 July 2019**  
**Hierdie item het gedien voor 'n Gewone Vergadering van die Raad op 30 Julie 2019**  
**Eenparig Besluit / Unanimously Resolved**

That as an cautionary measure an erf be secured for Ms N Ndaliso and her disabled child, whilst Administration is ascertaining the disability status of Child Ndaliso, as well as the prescripts of the Housing Policy as it pertains to the Ndaliso case.

**A3855 SUBMISSION OF MOTION – CLLR AJ SHIBILI - MR + MRS BOSTANDER : ACCOMMODATION AS FARM WORKERS IN SERVICED SITES 505 NKQUBELA**

Cllr Shibili read his motion. . A discussion ensued and some Councillors were of the opinion that this was queue jumping. Cllr Shibili said that though he is not sure of the exact percentage, he knows that the policy stipulates that farmworkers must be accommodated in housing projects. Cllr DJW Kuhn said that the facts should be brought before Council. It was also said that the human factor should be considered when considering the motion. Cllr J Kriel said that the approval of this motion would create a precedent for future applications.

Cllr AJ Shibili proposed that Mr & Mrs Bostander, as farm residents, be allocated a stand. The proposal was seconded by Cllr JJ Januarie. Proposal 1



Cllr NJ Beginsel proposed that the report be referred back in order to gather all outstanding information and pertinent documentation about the matter. The proposal was seconded by Cllr J Kriel. Proposal 2

As there were two proposals on the table, the Speaker requested Council to vote on the proposals.

<b>Result of the voting process</b>		
<b>Proposal</b>	<b>Number of Votes</b>	<b>Voters</b>
Proposal 1	05 Votes	Cllrs E Bosjan, JJ Januarie, BH Nteta, AJ Shibili, OC Simpson
Proposal 2	13 Votes	Cllrs NJ Beginsel, Ald JD Burger, P Hess, DB Janse, Ald HM Jansen, GD Joubert, DJW Kuhn, J Kriel, HF Mangenengene, EMJ Scheffers, SW Strauss, Ald SW van Eeden, JDF van Zyl.
Abstained	03	Cllrs S du Plessis, CJ Grootboom, TM van der Merwe
Absent	02	Cllr JS Maflika, LM Swanepoel

Proposal 2 carried.

**This item served before an Ordinary Meeting of Council on 30 July 2019**  
**Hierdie item het gedien voor 'n Gewone Vergadering van die Raad op 30 Julie 2019**  
**Eenparig Besluit / Unanimously Resolved**

That the report be referred back to the Community Services Portfolio Committee in order to gather all outstanding information and pertinent documentation about the matter, where after the report be resubmitted to the Council Committee for consideration.

**A3856 SUBMISSION OF MOTION – CLLR AJ SHIBILI – WAIVING HOUSING POLICY : MSS T KESO, T TOLANA AND A NOKONYA : TO BENEFIT FROM THE 136 HOUSING ROJECT, NKQUBELA IN 2020**

Cllr Shibili read his motion out loud. The Policy of the Western Cape states that It was said that a person must be at least 35 years old. These applicants have been on the waiting list for 12 years and will turn 35 in 2010 . He is requesting Council to waive the requirement of 35 years, in this case. He said that they have applied previously, but have been rejected by Province. The Municipal Manager was puzzled because by the time the housing project is completed they will be 35. Cllr S du Plessis would like to know *why* their applications were rejected. Cllr CJ Grootboom wanted to know whether their names are on the housing waiting list for 136. If so, Council should assist.

**This item served before an Ordinary Meeting of Council on 30 July 2019**  
**Hierdie item het gedien voor 'n Gewone Vergadering van die Raad op 30 Julie 2019**  
**Eenparig Besluit / Unanimously Resolved**

That the report be referred back to the Community Services Portfolio Committee in order for Human Settlements to determine the status of the applications of the applicants.

**12.2 Reports submitted to Council for consideration (AA Items)**  
**Verslae voorgelê aan die Raad vir ooreweging (AA-Items)**

*None ~ Geen*

**12.3 Reports dealt with in terms of the delegated powers by the Mayoral Committee (B & BB Items)**  
**Verslae afgehandel deur die Burgemeesterskomitee in terme van gedelegeerde bevoegdhede (B & BB-Items)**

**These items served before an Ordinary Meeting of Council on 30 July 2019**  
**Hierdie items het gedien voor 'n Gewone Vergadering van die Raad op 30 Julie 2019**  
**Eenparig Besluit / Unanimously Resolved**

That Council notes the B and BB reports that were dealt with by the Executive Mayoral Committee in terms of the delegated powers.

*Dat die Raad kennis neem van die B en BB verslae wat deur die Uitvoerende Burgemeesterkomitee in terme van gedelegeerde bevoegdhede hanteer is.*

The meeting ended at 12h54

\_\_\_\_\_  
SPEAKER

\_\_\_\_\_  
DATE

## **A ITEMS**

<b>A3857</b>	<b>MONTHLY REPORTS FROM THE LOCAL TOURISM ASSOCIATIONS – JUNE 2019 (12/2/3/3) MANAGER: SOCIAL DEVELOPMENT</b>	<b>21</b>
<b>A3858</b>	<b>PROGRESS REPORT ON JOB OPPORTUNITIES CREATED FOR THE PERIOD APRIL - JUNE 2019 (LED DEPARTMENT) (9/2/1/9)</b>	<b>22</b>
<b>A3859</b>	<b>QUARTERLY REPORT FOR THE PERIOD 1 APRIL 2019 TO 30 JUNE 2019 FOR THE BREËRIVIER WYNLAND LANDELIKE ONTWIKKELINGS VERENIGING (12/2/3/24) MANAGER: SOCIAL DEVELOPMENT</b>	<b>24</b>
<b>A3861</b>	<b>SUBMISSION OF THE 2020 / 2021 BUDGET AND IDP PROCESS PLAN (5/1/1/) (DIRECTOR STRATEGY AND SOCIAL DEVELOPMENT)</b>	<b>25</b>
<b>A3862</b>	<b>TENDER T49/16: UPGRADING OF NKQUBELA SPORTS FACILITY – NON-IMPOSING OF PENALTIES (DIRECTOR ENGINEERING SERVICES)</b>	<b>27</b>
<b>A3863</b>	<b>MOTION SUBMITTED BY CLLR SHIBILI – MR &amp; MRS BOSTANDER: ACCOMMODATION AS FARM WORKERS IN SERVICED SITES 505 NKQUBELA (DIRECTOR: COMMUNITY SERVICES)</b>	<b>28</b>
<b>A3864</b>	<b>PROGRESS REPORT - ASLA'S ALLOCATED PROJECTS</b>	<b>29</b>
<b>A3865</b>	<b>LANGEBERG CHRISTMAS EVENT 2019 (12/2/3/3) MANAGER: SOCIAL DEVELOPMENT)</b>	<b>30</b>
<b>A3866</b>	<b>LIST OF PROPERTY RATES EXEMPTIONS, REBATES &amp; REDUCTIONS GRANTED BY THE MUNICIPALITY FOR THE 2018 / 2019 FINANCIAL YEAR (6/1/3) CHIEF FINANCIAL OFFICER</b>	<b>33</b>
<b>A3867</b>	<b>STOCKTAKING 2018 / 2019 FINANCIAL YEAR ~ OPERATING STORES (6/1/1) (DIRECTOR FINANCIAL SERVICES)</b>	<b>35</b>
<b>A3870</b>	<b>FINANCIAL REPORTING IN TERMS OF SECTION 71 OF THE LOCAL GOVERNMENT: MUNICIPAL FINANCE MANAGEMENT ACT, 2003 – JULY 2019 (9/2/1/3) (CHIEF FINANCIAL OFFICER)</b>	<b>36</b>
<b>A3871</b>	<b>AMENDMENT OF LANGEBERG SPATIAL DEVELOPMENT FRAMEWORK (LSDF): MANAGER TOWN PLANNING</b>	<b>82</b>

**MONTHLY REPORTS FROM THE LOCAL TOURISM ASSOCIATIONS – JUNE 2019 (12/2/3/3) MANAGER:  
SOCIAL DEVELOPMENT**

**Purpose of the Report**

To submit the monthly reports to the Portfolio Committee for notification purposes

**Background**

In accordance with the amended memoranda of agreement between the Local Tourism Associations and Langeberg Municipality, for the period 1 July 2018 to 30 June 2019, the Local Tourism Associations must submit a monthly report by the 10<sup>th</sup> of each month. A template was compiled and provided to the Local Tourism Associations to be used as a guideline when submitting the reports.

**Comments**

The monthly reports for the period June 2019, as received from the Local Tourism Associations, are attached to this report.

**Recommendation**

That the report from the Local Tourism Associations for June 2019 be noted

**This item served before the Strategy & Social Development Portfolio Committee on 13 Aug 2019.**  
**Hierdie item het gedien by die Strategiese & Sosiale Ontwikkeling Portefeulie Komitee op 13 Aug 2019.**  
**Aanbeveling / Recommendation**

That the report from the Local Tourism Associations for June 2019 be noted

**NOTE:** The annexure was distributed as part of the agenda for the Strategy & Social Development Portfolio Committee meeting of 13 August 2019 (pg. 09 – 40)

**This item served before the Executive Mayoral Committee on 20 August 2019**  
**Hierdie item het voor die Uitvoerende Burgemeesterskomitee gedien op 20 Augustus 2019**  
**Aanbeveling / Recommendation**

That the report from the Local Tourism Associations for June 2019 be noted



**PROGRESS REPORT ON JOB OPPORTUNITIES CREATED FOR THE PERIOD APRIL - JUNE 2019 (LED DEPARTMENT) (9/2/1/9)**

**Purpose of the report:**

To submit a report to Council with regards to work opportunities created for the period April – June 2019

**Background**

The Municipality in an effort to combat the seasonality of employment, has set aside funds through the Poverty Alleviation budget and the EPWP grant to create temporary work opportunities aimed as a relief to the unemployed. All internal departments are encouraged to employ labour intensive methods to contribute to this endeavour.

This report seeks to inform Council on the number of beneficiaries who benefited from projects for the period April – June 2019. 55 total number of jobs were created during this period.

**PARK AND CEMETERIES (POVERTY ALLEVIATION)**

No.	Name	Surname	Gender	Identity number	Ward	Start date	End date
1.	Nobanele	Kahla	F	980524 0201 08 0	1	25/03/2019	28/06/2019

**ENGINEERING DEPARTMENT PROJECT (LINE DEPARTMENT)**

No.	Name	Surname	Gender	Identity number	Ward	Start date	End date
1.	Whillemina	Beukman	F	880614 0071 08 1	6	01/04/2019	28/06/2019
2.	Zaino	Matthews	M	900924 5202 08 2	3	01/04/2019	28/06/2019
3.	Cornelius	Jantjies	M	700622 5230 08 5	6	01/04/2019	28/06/2019
4.	Tozama	Rani	F	640328 0719 08 9	10	01/04/2019	28/06/2019
5.	Celeste	Pieterse	F	921128 0154 08 3	1	01/04/2019	28/06/2019
6.	Magdalena	Lukas	F	751023 0179 08 8	9	01/04/2019	28/06/2019
7.	Nokhaya	Nowatsha	F	880710 0410 08 3	10	01/04/2019	28/06/2019
8.	Andre	Plaatjies	M	911226 5259 08 9	7	01/04/2019	28/06/2019
9.	Nicolene	Booyesen	F	840728 0165 08 1	12	01/04/2019	28/06/2019
10.	Lindiwe	Dubula	F	861128 0985 08 2	4	01/04/2019	28/06/2019
11.	Marie	Willemse	F	710810 0820 08 7	12	01/04/2019	28/06/2019
12.	Lumka	Dyantyi	F	820123 0778 08 2	4	01/04/2019	28/06/2019
13.	Ashminael	Welkom	M	940122 5105 08 0	4	01/04/2019	28/06/2019
14.	Enjeline	De Bruin	F	700503 0104 08 9	8	01/04/2019	28/06/2019
15.	Thembeka	Tshukuse	F	780402 1065 08 9	2	08/04/2019	28/06/2019
16.	Selinah	Moleko	F	820629 0597 08 2	2	08/04/2019	28/06/2019
17.	Nomthetho	Mokweni	F	780720 0309 08 7	2	08/04/2019	28/06/2019

**ROBERTSON COMPOST PLANTS (LINE DEPARTMENT)**

No.	Name	Surname	Gender	Identity number	Ward	Start date	End date
1.	Dumisani	Ngwane	M	910212 5529 09 6	2	01/04/2019	28/06/2019

**TEMPORARY HOUSING CLERK PROJECT (LINE DEPARTMENT)**

No.	Name	Surname	Gender	Identity number	Ward	Start date	End date
1.	Hope	Mbembe	F	930522 0156 08 1	6	02/04/2019	28/06/2019
2.	Felicity	Abrahams	F	710507 0302 08 8	3	02/04/2019	28/06/2019
3.	Suewynne	Michau	M	831114 5256 08 0	12	02/04/2019	28/06/2019

**CLEANING PROJECT (LINE DEPARTMENT)**

No.	Name	Surname	Gender	Identity number	Ward	Start date	End date
1.	Jo- Kyla	Stallenberg	F	980124 0148 08 2	9	02/05/2019	28/06/2019
2.	Sydney	Beukes	M	830919 6140 08 8	9	02/05/2019	28/06/2019
3.	Sivuyile	Pambuka	M	841128 5380 08 6	10	09/05/2019	28/06/2019
4.	Velile	Dangazela	M	621113 5738 08 3	10	09/05/2019	28/06/2019
5.	Ncumisa	Lande	F	910729 1157 08 3	10	09/05/2019	28/06/2019
6.	Thobeka	Booi	F	860726 0647 08 4	10	09/05/2019	28/06/2019
7.	Mthuthuzeli	Mangaliso	M	791010 6767 08 3	10	07/05/2019	28/06/2019
8.	Nadeem	Johnson	M	870219 5177 08 7	7	14/05/2019	28/06/2019
9.	Magrietta	Prins	F	711120 0195 08 7	8	13/05/2019	28/06/2019
10.	Christina	Rossouw	F	931113 0172 08 5	9	07/05/2019	28/06/2019
11.	Mornick	Arendorf	F	931221 0207 08 0	5	06/05/2019	28/06/2019
12.	Rochel	Van Der Vindt	F	991118 0192 08 9	5	06/05/2019	28/06/2019
13.	Couen	Williams	M	920525 5506 08 7	2	09/05/2019	28/06/2019
14.	Esmarell	Danster	F	950312 0117 08 4	3	09/05/2019	28/06/2019
15.	Shana	Simons	F	880327 0110 08 2	3	09/05/2019	28/06/2019
16.	Patricia	Liwani	F	870720 0338 08 7	2	06/05/2019	28/06/2019
17.	Elzaine	Jansen	F	840614 0220 08 9	4	07/05/2019	28/06/2019
18.	Claudine	Karelse	F	990918 0817 08 5	4	07/05/2019	28/06/2019
19.	Shelton-Lee	Willemse	M	990409 5415 08 3	4	07/05/2019	28/06/2019
20.	Nqabisa	Qoboka	F	930512 1258 08 5	4	07/05/2019	28/06/2019
21.	Siphe	Jan	M	000408 5521 08 8	2	09/05/2019	28/06/2019
22.	Fundiswa	Kopolo	F	700823 0744 08 4	2	03/05/2019	28/06/2019
23.	Sedronne	Arendse	M	900317 5191 08 4	3	07/05/2019	28/06/2019
24.	Le-Anne	Evertson	F	830926 0134 08 2	6	02/05/2019	28/06/2019
25.	Lis-Maree	Skippers	F	821004 0206 08 5	3	09/05/2019	28/06/2019
26.	Bruzenne	Moses	F	930618 0265 08 6	1	02/05/2019	28/06/2019
27.	Andiswa	Zamphuntsha	F	941225 1176 08 5	2	07/05/2019	28/06/2019
28.	Roellen	Calvin	F	881011 0148 08 1	1	02/05/2019	28/06/2019
29.	Candice	Kyster	F	001011 0212 08 0	1	02/05/2019	28/06/2019
30.	Maxinne	De Koker	F	900120 0183 08 4	7	02/05/2019	28/06/2019
31.	Babalwa	Nasiphi	F	820619 0845 08 6	12	06/05/2019	28/06/2019
32.	Jennifer	Booyesen	F	720829 0167 08 1	7	02/05/2019	28/06/2019
33.	Wilna	Pieterse	F	800716 0123 08 6	7	02/05/2019	28/06/2019

**GRAND TOTAL: 55 BENEFICIARIES**

**Recommendation/ Aanbeveling**

That Council notes the contents of the progress report on job opportunities for the period April – June 2019.

**This item served before the Strategy & Social Development Portfolio Committee on 13 Aug 2019.**

**Hierdie item het gedien by die Strategiese & Sosiale Ontwikkeling Portefeulje Komitee op 13 Aug 2019.**

**Aanbeveling / Recommendation**

That Council notes the contents of the progress report on job opportunities for the period April – June 2019.

**This item served before the Executive Mayoral Committee on 20 August 2019**

**Hierdie item het voor die Uitvoerende Burgemeesterskomitee gedien op 20 Augustus 2019**

**Aanbeveling / Recommendation**

That Council notes the contents of the progress report on job opportunities for the period April – June 2019.

**QUARTERLY REPORT FOR THE PERIOD 1 APRIL 2019 TO 30 JUNE 2019 FOR THE BREËRIVIER WYNLAND  
LANDELIKE ONTWIKKELINGS VERENIGING (12/2/3/24) MANAGER: SOCIAL DEVELOPMENT**

**Purpose of the Report**

To submit the quarterly report for the Breërivier Wynland Landelike Ontwikkelings Vereniging, for the period 1 April 2019 to 30 June 2019, to Council for consideration.

**Background**

The Breerivier Wynland Landelike Ontwikkelings Vereniging was established in 2002 to address the needs of the farming communities and consists of 4 partners, namely: farmers, farm workers, wine cellars and Langeberg Municipality. The association is registered as a Section 21 Company (2003/010042/08) and NPO (041-754-NPO).

The current representatives for Langeberg Municipality are: Deputy Executive Mayor, Councillor G Joubert and the Manager: Social Development, Mr. D van Schalkwyk.

**Comments**

The quarterly report for the period 1 April 2019 to 30 June 2019, as received from the Chairperson, Mr. J Fourie, is attached to this report.

**Recommendations / Aanbevelings**

That the quarterly report submitted by the Breërivier Wynland Landelike Ontwikkelings Vereniging, for the period 1 April 2019 to 30 June 2019, be accepted.

**This item served before the Strategy & Social Development Portfolio Committee on 13 Aug 2019.**  
**Hierdie item het gedien by die Strategiese & Sosiale Ontwikkeling Portefeulje Komitee op 13 Aug 2019.**  
**Aanbeveling / Recommendation**

That the quarterly report submitted by the Breërivier Wynland Landelike Ontwikkelings Vereniging, for the period 1 April 2019 to 30 June 2019, be accepted

**NOTE: The annexure was distributed as part of the agenda for the Strategy & Social Development Portfolio Committee meeting of 13 August 2019 (pg. 44 – 53)**

**This item served before the Executive Mayoral Committee on 20 August 2019**  
**Hierdie item het voor die Uitvoerende Burgemeesterskomitee gedien op 20 Augustus 2019**  
**Aanbeveling / Recommendation**

That the quarterly report submitted by the Breërivier Wynland Landelike Ontwikkelings Vereniging, for the period 01 April 2019 to 30 June 2019, be accepted

**SUBMISSION OF THE 2020 / 2021 BUDGET AND IDP PROCESS PLAN (5/1/1) (DIRECTOR STRATEGY AND SOCIAL DEVELOPMENT)**

**Purpose of the report**

To submit the 2020/ 2021 Budget and IDP Process Plan to Council for consideration.

**Legal Framework**

Relevant documentation is attached to this report

Section 21 of the Local Government: Municipal Finance Management Act, 2003 (Act No. 56 of 2003) stipulates as follows:

**21. Budget preparation process**

(1) The mayor of a municipality must—

- (a) co-ordinate the processes for preparing the annual budget and for reviewing the municipality's integrated development plan and budget-related policies to ensure that the tabled budget and any revisions of the integrated development plan and budget-related policies are mutually consistent and credible;
- (b) at least 10 months before the start of the budget year, table in the municipal council a time schedule outlining key deadlines for—
  - (i) the preparation, tabling and approval of the annual budget;
  - (ii) the annual review of—
    - (aa) the integrated development plan in terms of section 34 of the Municipal Systems Act; and
    - (bb) the budget-related policies;
  - (iii) the tabling and adoption of any amendments to the integrated development plan and the budget-related policies; and
  - (iv) any consultative processes forming part of the processes referred to in subparagraphs (i), (ii) and (iii).

Section 29 of the Local government: Municipal Systems Act, 2000 (Act No. 32 of 2000) stipulates as follows:

**29. Process to be followed**

(1) The process followed by a municipality to draft its integrated development plan, including its consideration and adoption of the draft plan, must—

- (a) be in accordance with a predetermined programme specifying time-frames for the different steps;
- (b) through appropriate mechanisms, processes and procedures established in terms of Chapter 4, allow for—
  - (i) the local community to be consulted on its development needs and priorities;
  - (ii) the local community to participate in the drafting of the integrated development plan; and
  - (iii) organs of state, including traditional authorities, and other role players to be identified and consulted on the drafting of the integrated development plan;
- (c) provide for the identification of all plans and planning requirements binding on the municipality in terms of national and provincial legislation; and
- (d) be consistent with any other matters that may be prescribed by regulation.

Section 34 of the Local government: Municipal Systems Act, 2000 (Act No. 32 of 2000) stipulates as follows:

**34. Annual review and amendment of integrated development plan — a municipal council—**



- (a) must review its integrated development plan—
  - (i) annually in accordance with an assessment of its performance measurements in terms of section 41; and
  - (ii) to the extent that changing circumstances so demand; and
- (b) may amend its integrated development plan in accordance with a prescribed process

Section 27 of the Local government: Municipal Systems Act, 2000 (Act No. 32 of 2000) stipulates as follows:

## **27. Framework for integrated development planning**

- (1) Each district municipality, within a prescribed period after the start of its 40 elected term and after following a consultative process with the local municipalities within its area, must adopt a framework for integrated development planning in the area as a whole.
- (2) A framework referred to in subsection (1) binds both the district municipality and the local municipalities in the area of the district municipality, and must at least—
  - (a) identify the plans and planning requirements binding in terms of national and provincial legislation on the district municipality and the local municipalities or on any specific municipality;
  - (b) identify the matters to be included in the integrated development plans of the district municipality and the local municipalities that require alignment;
  - (c) specify the principles to be applied and co-ordinate the approach to be adopted in respect of those matters;
  - (d) and determine procedures—
    - (i) for consultation between the district municipality and the local municipalities during the process of drafting their respective integrated development plans; and
    - (ii) to effect essential amendments to the framework

### **Recommendation**

That the submitted 2020 / 2021 Budget and IDP Process Plan be approved.

*Dat die voorgelegde 2020 / 2021 Begroting en GOP Prosesplan goedgekeur word.*

**This item served before the Strategy & Social Development Portfolio Committee on 13 Aug 2019.**  
**Hierdie item het gedien by die Strategieëse & Sosiale Ontwikkeling Portefeulje Komitee op 13 Aug 2019**  
**Aanbeveling / Recommendation**

That the submitted 2020 / 2021 Budget and IDP Process Plan be approved.

*Dat die voorgelegde 2020 / 2021 Begroting en GOP Prosesplan goedgekeur word*

**NOTE: The annexure was distributed as part of the agenda for the Strategy & Social Development Portfolio Committee meeting of 13 August 2019 (pg. 56 – 57)**

**This item served before the Executive Mayoral Committee on 20 August 2019**  
**Hierdie item het voor die Uitvoerende Burgemeesterskomitee gedien op 20 Augustus 2019**  
**Aanbeveling / Recommendation**

That the submitted 2020 / 2021 Budget and IDP Process Plan be approved.

*Dat die voorgelegde 2020 / 2021 Begroting en GOP Prosesplan goedgekeur word*

**TENDER T49/16: UPGRADING OF NKQUBELA SPORTS FACILITY – NON-IMPOSING OF PENALTIES (DIRECTOR ENGINEERING SERVICES)**

**Purpose**

To obtain Council's approval to not impose penalties on the contractor for the late completion of the contract for the upgrading of the Nkqubela sports facility.

**Background**

Tender T49/16 for the *Upgrading of the Nkqubela Sports Facility* was awarded to the contractor *Xigombe & Risuna JV* for the amount of R13 724 101.38 (VAT excl). The commencement date of the contract was 05 February 2018 with a completion date of 14 December 2018.

Due to poor performance from the contractor the contract was eventually terminated on 21 May 2019 as the contractor was unable to complete the contract due to financial constraints. The contract was then successfully completed by the Municipality on 26 June 2019 by the direct payment of sub-contractors and the direct contracting of a sub-contractor for his labour.

The payments made on behalf of *Xigombe & Risuna JV* by Langeberg Municipality for materials to complete works amounted to R 1 391 592.65 (VAT excl) and the amount owed by *Xigombe & Risuna JV* to the Langeberg Municipality as per the termination letter is R 706 310.27 (VAT incl) and is to be claimed from the Surety provided by the contractor.

Once the amount of R 706 310.27 has been recouped from *Xigombe & Risuna JV*, the total contract expenditure will amount to R13 428 273.18 (VAT excl).

Due to the financial state of the contractor it will be fruitless to impose penalties for the late completion of the contract.

**Recommendation**

That penalties not be imposed on the contractor *Xigombe & Risuna JV* for the late completion of *Contract T46/19: Upgrading of Nkqubela Sports Facility* as it will be a fruitless exercise due to the financial state of the contractor.

**This item served before an Engineering Services Portfolio Committee on 13 Aug 2019**  
**Hierdie verslag het voor die Ingenieursdienste Portefeulje Komitee gedien op 13 Aug 2019**  
**Aanbeveling / Recommendation**

That penalties not be imposed on the contractor *Xigombe & Risuna JV* for the late completion of *Contract T46/19: Upgrading of Nkqubela Sports Facility* as it will be a fruitless exercise due to the financial state of the contractor

**This item served before the Executive Mayoral Committee on 20 August 2019**  
**Hierdie item het voor die Uitvoerende Burgemeesterskomitee gedien op 20 Augustus 2019**  
**Aanbeveling / Recommendation**

That penalties not be imposed on the contractor *Xigombe & Risuna JV* for the late completion of *Contract T46/19: Upgrading of Nkqubela Sports Facility* as it will be a fruitless exercise due to the financial state of the contractor

**MOTION SUBMITTED BY CLLR SHIBILI – MR & MRS BOSTANDER: ACCOMMODATION AS FARM WORKERS IN SERVICED SITES 505 NKQUBELA (DIRECTOR: COMMUNITY SERVICES)**

**PURPOSE**

The portfolio committee to consider the motion by Cllr Shibili to accommodate Mr & Mrs. Bostander who was evicted farm worker in project 505 Nkqubela

**BACKGROUND**

Mr Bostander (7404295196080) & Mrs S Bostander (8702011326082)

They have been on the waiting list since 2017 and I propose that they be accommodated on the allocation of farm workers and be given a serviced plot at 505.

They were evicted from a farm and currently dwelling around Nkqubela with 4 minor children but they are still working at a different farm namely Sabata.

**DEPARTMENTAL COMMENTS**

A housing selection policy report was submitted to council May 2014 for approval and subsequent amendments approved at a council meeting ,24 August 2015.

An extract from the policy:

**Quota for farm residents including farm workers**

A quota of 5% of opportunities in the project component will be set aside for farmworkers and farm residents who are ordinarily resident in the municipal area in all projects, provided that:

- they have in the past or they continue to reside on farms outside of the towns in the municipality for at least 10 years out of the last 13 years
- They are 55 years or older

**RECOMMENDATION**

1. That Mr & Mrs Bostander not be supported as they do not meet the requirement of 55 years or older.
2. and any consideration on the basis of eviction may set a precedent that may have future consequences.

**This item served before the Executive Mayoral Committee on 20 August 2019**  
**Hierdie item het voor die Uitvoerende Burgemeesterskomitee gedien op 20 Augustus 2019**  
**Aanbeveling / Recommendation**

1. That Mr & Mrs Bostander not be supported as they do not meet the requirement of 55 years or older.
2. and any consideration on the basis of eviction may set a precedent that may have future consequences.

**PROGRESS REPORT - ASLA'S ALLOCATED PROJECTS**

<b>~ <u>MEMORANDUM</u> ~</b>			
<b><u>AAN / TO</u></b>	Mr. SA Mokweni (Municipal Manager)	<b><u>VAN / FROM</u></b>	Mr. M Mgajo Director Community Services
<b><u>VERW / REF</u></b>		<b><u>DATUM / DATE</u></b>	05 August 2019
<b><u>ONDERWERP</u></b> <b><u>SUBJECT</u></b>	<b><u>PROGRESS REPORT OF ASLA'S ALLOCATED PROJECTS</u></b>		

The Portfolio Committee,

Please find attached the following progress report with regards to projects allocated to ASLA'S as our implementing agent up-and-until July 2019 for your information.

**Recommendation**

The Portfolio Committee take note of the report.

**This item served before the Community Services Portfolio Committee on 13 Aug 2019.**  
**Hierdie item het gedien by die Gemeenskapsdienste Portefeulje Komitee op 13 Aug 2019**  
**Recommendation / Aanbeveling**

1. That Council notes the contents of the report.
2. That the Executive Mayor and Deputy Executive Mayor be invited to attend the meeting with ASLA when necessary.

**NOTE:** The annexure was distributed as part of the agenda for the Community Services Portfolio Committee meeting of 13 August 2019 (pg. 12 – 14)

**This item served before the Executive Mayoral Committee on 20 August 2019**  
**Hierdie item het voor die Uitvoerende Burgemeesterskomitee gedien op 20 Augustus 2019**  
**Aanbeveling / Recommendation**

1. That Council notes the contents of the report.
2. That the Executive Mayor and Deputy Executive Mayor be invited to attend the meeting with ASLA when necessary.
3. That the shortfall on the list of the McGregor database be populated from the database of other towns in Langeberg .



**LANGEBERG CHRISTMAS EVENT 2019 (12/2/3/3) MANAGER: SOCIAL DEVELOPMENT)**

**Purpose of the Report**

To submit a report to Council regarding the 2019 Langeberg Christmas Event

**Background**

The Langeberg Municipality has, for a number of years, hosted a Christmas Lights Event. This event coincides with official switching on of the Christmas Lights.

The event was always held in Robertson, but Council resolutions A2757 of 4 December 2012 and A3037 of 21 October 2014 resolved to rotate the event between the 5 towns.

**Council resolution A3037** resolved as follows:

*Hierdie verslag het voor die Raad gedien op 21 Oktober 2014*

*This item served before Council on 21 October 2014*

*Eenparig Besluit / Unanimously Resolved*

1. *That Council Decision A2757 of 4 December 2012 to rotate the function annually between the 5 towns, be upheld.*
2. *That the 2014 switching on of the Christmas Lights take place in McGregor, in 2015 in Montagu and 2016 in Ashton.*
3. *That an organizing committee be called consisting of the Portfolio Head Strategy & Social Development, the Ward Councillor, the Manager Social Development and staff from the Youth Office*

The Municipal Christmas Light functions were therefore held as per Council resolution at the following venues:

2014: McGregor

2015: Montagu

2016: Ashton

The 2017 Christmas Lights event took place in Robertson as per Council decision A3512.

*Hierdie item het gedien voor 'n Gewone Vergadering van die Raad op 24 Oktober 2017*

*This item served before an Ordinary Meeting of Council on 24 October 2017*

*Eenparig Besluit / Unanimously Resolved*

1. *That the 2017 Christmas Lights Event be supported*
2. *That the 2017 Municipal Christmas Lights Event takes place in Robertson at the public park in Piet Retief Street, close to the bowling green.*
3. *That a Christmas Lights Event 2017 Committee be established from individuals in Robertson to plan this event.*

### Comments

An amount of R25 000.00 has been made available in the 2018/2019 financial year to host the 2018 Municipal Christmas Lights event. The funding is normally used to pay for the stipends for the performers, sound system, candles, hymn sheets, sweets for children, transport and portable toilets (if needed).

Council should therefore determine where the 2018 Christmas Lights Event should take place.

### Motivation:

The annual Christmas Lights event started many years ago on the steps of the Robertson Town Hall, moved to Voortrekker Road, and both Parks in Piet Retief Street and rotated amongst all the other towns. It has become an institution in the Langeberg Municipal area

### Recommendations

1. That the 2018 Municipal Christmas Light Event be supported
2. That Council determine the town for the 2018 Christmas Lights Event.
3. That an organizing committee be established consisting of the Portfolio Head: Strategy & Social Development, the Ward Councillor, Ward Committee members, the Manager: Social Development and the Tourism Clerk.

This item served before the Strategy & Social Development Portfolio Committee on 03 September 2018.

Hierdie item het gedien by die Strategiese & Sosiale Ontwikkeling Portefeulje Komitee op 03 September 2018.

### Aanbeveling / Recommendation

1. That the 2018 Municipal Christmas Light Event be supported.
2. That the 2018 Christmas Lights Event takes place in Bonnievale.
3. That an organizing committee be established consisting of the Portfolio Head: Strategy & Social Development, the Ward Councillor, Ward Committee members, the Manager: Social Development and the Tourism Clerk.

This item served before the Executive Mayoral Committee on 11 September 2018

Hierdie item het voor die Uitvoerende Burgemeesterskomitee gedien op 11 September 2018

### Aanbeveling / Recommendation

1. That the 2018 Municipal Christmas Lights Event be supported.
2. That the 2018 Christmas Lights Event takes place in Bonnievale.
3. That an organizing committee be established consisting of the Portfolio Head: Strategy & Social Development, the Ward Councillor, Ward Committee members, the Manager: Social Development and the Tourism Clerk.
4. That in future the name of this standing report be changed, as Robertson is the only town with proper Christmas lights and the current wording is inaccurate.

Hierdie item het gedien voor 'n Gewone Vergadering van die Raad op 25 September 2018

This item served before an Ordinary Meeting of Council on 25 September 2018

Eenparig Besluit / Unanimously Resolved

1. That the 2018 Municipal Christmas Lights Event be supported.
2. That the 2018 Christmas Lights Event takes place in Bonnievale.
3. That an organizing committee be established consisting of the Portfolio Head: Strategy & Social Development, the Ward Councillor, Ward Committee members, the Manager: Social Development and the Tourism Clerk.
4. That in future the name of this standing report be changed, as Robertson is the only town with proper Christmas lights and the current wording is inaccurate.

#### Comments

It is firstly proposed that the name of the event be changed from the Municipal Christmas Lights Event to the Langeberg Christmas Event.

The Langeberg Christmas Events have taken place as follows:

- ✓ 2014 McGregor
- ✓ 2015 Montagu
- ✓ 2016 Ashton
- ✓ 2017 Robertson
- ✓ 2018 Bonnievale

In terms of the rotation policy, the 2019 Langeberg Christmas Event, should take place in McGregor. An amount of R25 000.00 (for specific needs) has been made available in the 2019/2020 budget.

#### Recommendations

1. That Council approve that the 2019 Langeberg Christmas Event take place in McGregor
2. That an organizing committee, consisting of the Portfolio Head: Strategy & Social Development, the Ward Councillor, 4 x Ward committee members, Manager: Social Development and the Tourism Clerk, be established to organize the event

This item served before the Executive Mayoral Committee on 20 August 2019

Hierdie item het voor die Uitvoerende Burgemeesterskomitee gedien op 20 Augustus 2019

Aanbeveling / Recommendation

1. That Council approve that the 2019 Langeberg Christmas Event takes place in McGregor
2. That an organizing committee be established to organize the event, consisting of the Portfolio Head: Strategy & Social Development, the Ward Councillor, 4 Ward Committee members, the Manager Social Development and the Tourism Clerk.

**LIST OF PROPERTY RATES EXEMPTIONS, REBATES & REDUCTIONS GRANTED BY THE MUNICIPALITY FOR THE 2018 / 2019 FINANCIAL YEAR (6/1/3) CHIEF FINANCIAL OFFICER**

**Purpose of Report**

To submit a report to Council regarding the property rates exemptions, rebates and reductions that were granted for the 2018 / 2019 financial year.

**Background**

**Legal Context:**

Section 15 (3) (a) of the Local Government : Municipal Property Rates Act 6 of 2004 states that:

The municipal manager must annually table in the council of the municipality a list of all exemptions, rebates, and reductions granted by the municipality in terms of subsection (1) during the previous year.

The Council's approved Rates Policy paragraph 3.1 makes provision for section 15(3) (a) of the Local Government : Municipal Property Rates Act 6 of 2004 which states:

In determining the annual rate, the council shall grant the exemptions, rebates and reduction to the categories of properties and owners as indicated below:

( \* A more legible table is attached to the email.)

The first R60 00.00 in respect of property used exclusively for residential purposes is exempted from rates		2018/2019 REBATES	2018/2019 TARIFF
Tariff Code	Description		
1404	Property used for bona-fide agriculture purposes,	n/	0.0012
1403	Small holdings used for bona-fide agriculture purposes in municipal area	n/	0.0012
1404	Property used for bona-fide agriculture purposes where the owner/tenant supply free basic services to farm workers,	n/	0.0012
1412	Property zoned as agriculture which is not used for agriculture purposes,	30%	0.0089
1400	State owned property: Residential	n/	0.0060
1413	State owned property : Public Infrastructure (as per Act)	84%	0.0089
1406	Other state owned property,	9%	0.0089
1414	Municipal property used for municipal purpose;	100%	0.0089
1401	Municipal property not used for municipal purpose (RDP houses)	n/	0.0060
1407	Municipal property - Rural	100%	0.0089
1416	State owned property - Schools	0%	0.0089
1417	State trust land	n/	0.0089
1418	Protected areas (as per Act);	n/	-
1419	Properties on which national monuments are situated and used for residential purposes;	n/	0.0060
1420	Properties on which national monuments are situated and used for business and commercial purposes;	n/	0.0089
1421	Properties owned by a land reform beneficiary or holder for the first ten years as from date of the first registration of the title deed in the Deeds Office (as per Act)	n/	-
1426	Properties owned by a land reform beneficiary or holder for the seventh year as from date of the first registration of the title deed in the Deeds Office (as per Act)	75%	0.0012
1429	Properties owned by a land reform beneficiary or holder for the twelfth year as from date of the first registration of the title deed in the Deeds Office (as per Act)	50%	0.0012
1430	Properties owned by a land reform beneficiary or holder for the thirtieth year as from date of the first registration of the title deed in the Deeds Office (as per Act)	25%	0.0012
1422	Property registered in the name of a religious body or organisation and primarily used as a place of worship	n/	-
1423	Property registered in the name of a religious body or organisation and primarily used as the official dwelling of a minister or employee of that organisation who officiates at services	n/	-
1415	Property registered in the name of a private school which is registered in terms of an act.	20%	0.0089
1425	Property situated in the rural area which is zoned as non-agriculture;	36%	0.0089
1427	Property registered in the name of a charitable organisation and/or church that house the poor and are subsidised by the state	100%	0.0089
1405	Rural: General	n/	0.0060
1408	State: Rural	n/	0.0089
1419	Golf Clubs	0%	0.0012
1426	Sliverland Development	0%	0.0012
1432	Boon: Exempted	0%	0.0012



## Discussion

Below is the summary of all the exemptions, rebates and reductions that were granted for the 2018 / 2019 financial year which corresponds to the unaudited annual financial statements that will be submitted on 31 August 2019.

Category	Ledger	mun070 Amount	Recon Diff
Residential	5,760,921.96	- 5,760,921.96	0.00
Municipal Properties	3,176,471.55	- 3,176,471.55	0.00
Agriculture	287,759.26	- 287,759.26	-
Land Reforms	-	- 50,519.00	50,519.00
Pensioners Rebate	425,072.84	- 425,072.84	-
Sport fields	9,864.00	- 9,864.00	-
	9,660,089.61	- 9,710,608.61	50,519.00
	Not Rebate -		
	Exempt		
	(10450367)	50,519.00	
	Disclosed on AF5	- 9,660,089.61	50,519.00

Category	Amount
Residential	- 5,760,921.96
Municipal Properties	- 3,176,471.55
Agriculture	- 287,759.26
Land Reforms	- 50,519.00
Pensioners Rebate	- 425,072.84
Sport fields	- 9,864.00
Grand Total	- 9,710,608.61
Exempted	50,519.00
<b>Total Rebates</b>	<b>- 9,660,089.61</b>

## Aanbeveling / Recommendation

That Council notes all the property rates, exemptions, rebates and reductions that were granted for the 2018 / 2019 financial year.

This item served before the Finance Portfolio Committee on 16 Aug 2019

Hierdie item het gedien voor die Finansies Portefeulje Komitee op 16 Aug 2019

## Recommendation / Aanbeveling

That Council notes all the property rates, exemptions, rebates and reductions that were granted for the 2018 / 2019 financial year.

## Recommendation: Executive Mayoral Committee

As the Finance Portfolio Committee meeting took place on 16 August 2019 after the agenda for the Executive Mayoral Committee meeting was finalized, the report did not serve at the Mayco.

## Submitted for consideration

**STOCKTAKING 2018 / 2019 FINANCIAL YEAR ~ OPERATING STORES (6/1/1) (DIRECTOR FINANCIAL SERVICES)**

**Purpose of report**

To submit a report to Council regarding the stocktaking at the Municipal Stores for the 2018 / 2019 financial year.

**Background**

The stocktaking was carried out at the Langeberg Municipality's Central Store from 18 June 2018 to 28 June 2019.

The Auditor General was informed of the dates of the stock take by Internal Audit. Officials of the Internal Audit section were present during the actual stock take. The stock take was done by six independent counters, one data capturer and managed by an independent Stock Controller.

Where discrepancies were identified the specific stock was counted again by another group of counters. All discrepancies were corrected by journal entries in the electronic system and stock cards were adjusted accordingly. The total difference (surplus/shortage) is 0.38% of the total stock value.

The following procedures were performed:

- Slow moving stock was identified.
- The 20 highest value stock items were identified.
- Damaged and unusable stock were identified.
- Dormant Stock was identified.
- Stock Surplus and Shortages were identified.

Relevant documentation such as the stock take report was attached.

**Comments**

Please note that there are capital spares for Infrastructure that are held at the stores to the value R 5,751,356.11 that do not form part of the stock value.

**Recommendation / Aanbeveling**

That the stock take report of the Municipal Stores for the 2018 / 2019 financial year be accepted.

*Dat die voorraadopname verslag van die Munisipale Store vir die 2018 / 2019 finansiële jaar aanvaar word.*

**NOTE:** The annexure was distributed as part of the agenda for the Finance Services Portfolio Committee meeting of 16 Aug 2019 (pg. 9 – 22)

**Recommendation: Executive Mayoral Committee**

As the Finance Portfolio Committee meeting took place on 16 August 2019 after the agenda for the Executive Mayoral Committee meeting was finalized, the report did not serve at the Mayco.

**Submitted for consideration**

**FINANCIAL REPORTING IN TERMS OF SECTION 71 OF THE LOCAL GOVERNMENT: MUNICIPAL FINANCE MANAGEMENT ACT, 2003 – JULY 2019 (9/2/1/3) (CHIEF FINANCIAL OFFICER)**

**Purpose of report**

To submit a report in terms of the Monthly Budget Statement of the Local Government: Municipal Finance Management Act, 2003 to Council for information.

**Comments**

The report, as submitted to the Executive Mayor, National Treasury and Provincial Treasury, **is attached to this report.**

**Aanbeveling / Recommendation**

That the content of the report be noted.

*Dat kennis geneem word van die inhoud van die verslag.*



## **In-Year Report of the Municipality**

**Prepared in terms of the Local Government: Municipal Finance Management Act (56/2003): Municipal Budget and Reporting Regulations, Government Gazette 32141, 17 April 2009.**

### **Monthly Budget Statement July 2019**

MONTHLY BUDGET STATEMENT FOR JULY 2019



## Table of Contents

Glossary .....	3
PART 1 – IN-YEAR REPORT .....	5
Section 1 - Mayor's Report .....	5
Section 2 - Resolutions .....	5
Section 3 - Executive Summary .....	6
Section 4 - In-year budget statement tables .....	9
PART 2 - SUPPORTING DOCUMENTATION .....	18
Section 5 – Debtors' analysis .....	18
Section 6 – Creditors' analysis .....	19
Section 7 – Investment portfolio analysis .....	20
Section 8 - Allocation and grant receipts and expenditure .....	21
Section 9 - Employee related costs .....	24
Section 10 - Capital programme performance .....	25
Section 11 - Material variances to the SDBIP .....	31
Section 12 - Municipal manager's quality certification .....	32
Section 13 - Detailed Capital Expenditure as at 31 July 2019 .....	33
Section 14 - Top 10 Capital Project as at 31 July 2019 .....	34
Section 15 - Revenue and Expenditure compared to Budget per cost centre as at 31 July 2019	35
Section 16 - Grant Register 31 July 2019 .....	36

## Glossary

**Adjustments budget** – Prescribed in section 28 of the MFMA. The formal means by which a municipality may revise its annual budget during the year.

**Allocations** – Money received from Provincial or National Government or other municipalities.

**Budget** – The financial plan of the Municipality.

**Budget related policy** – Policy of a municipality affecting or affected by the budget, examples include tariff policy, rates policy, credit control and debt collection policy.

**Capital expenditure** - Spending on assets such as land, buildings and machinery. Any capital expenditure must be reflected as an asset on the Municipality's balance sheet.

**Cash flow statement** – A statement showing when actual cash will be received and spent by the Municipality. Cash payments do not always coincide with budgeted expenditure timings. For example, when an invoice is received by the Municipality it is shown as expenditure in the month it is received, even though it may not be paid in the same period.

**DORA** – Division of Revenue Act. Annual legislation that shows the total allocations made by national to provincial and local government.

**Equitable share** – A general grant paid to municipalities. It is predominantly targeted to help with free basic services.

**Fruitless and wasteful expenditure** – Expenditure that was made in vain and would have been avoided had reasonable care been exercised.

**GFS** – Government Finance Statistics. An internationally recognised classification system that facilitates like for like comparison between municipalities.

**GRAP** – Generally Recognised Accounting Practice. The new standard for municipal accounting.

**IDP** – Integrated Development Plan. The main strategic planning document of the Municipality

**MBRR** – Local Government: Municipal Finance Management Act (56/2003): Municipal budget and reporting regulations.

**MFMA** – Local Government: Municipal Finance Management Act (56/2003). The principle piece of legislation relating to municipal financial management. Sometimes referred to as the Act.

**MTREF** – Medium Term Revenue and Expenditure Framework. A medium-term financial plan, usually 3 years, based on a fixed first year and indicative further two years budget allocations. Also includes details of the previous and current years' financial position.

**Operating expenditure** – Spending on the day to day expenses of the Municipality such as salaries and wages.

**Rates** – Local Government tax based on the assessed value of a property. To determine the rates payable, the assessed rateable value is multiplied by the rate in the rand.

**SDBIP** – Service Delivery and Budget Implementation Plan. A detailed plan comprising quarterly performance targets and monthly budget estimates.

**Strategic objectives** – The main priorities of the Municipality as set out in the IDP. Budgeted spending must contribute towards the achievement of the strategic objectives.

**Unauthorised expenditure** – Generally, is spending without, or in excess of, an approved budget or vote, expenditure from a vote unrelated to the department or functional area covered by the vote, expenditure of money appropriated for a specific purpose, otherwise than for that specific purpose, spending of an allocation not in accordance with the conditions of the allocations.

**Virement** – A transfer of budget.

**Virement policy** - The policy that sets out the rules for budget transfers. Virements are normally allowed within a vote. Transfers between votes must be agreed by Council through an Adjustments Budget.

**Vote** – One of the main segments into which a budget is divided. In Langeberg Municipality this means at directorate level.

## **PART 1 – IN-YEAR REPORT**

### **Section 1 - Mayor's Report**

#### ***1.1 In-Year Report - Monthly Budget Statement***

The municipality is currently, in terms of S 126 (1) (a) of the MFMA, preparing the annual financial statements for the financial period ended 30 June 2019 and the information available for June 2019 (Audited Outcome) is not a true reflection of the financial position of the municipality as a lot of year-end journals and processes must still be finalised which will influence the final financial results. This report represents the progress as at 15 August 2019 with relation to the year-end finalisation of 30 June 2019.

##### **1.1.1 Implementation of budget in terms of SDBIP**

No comments for July 2019.

##### **1.1.2 Financial problems or risks facing the municipality**

Currently there are no immediate financial problems facing the municipality. The municipality is still projected to end the year with a surplus, and more importantly, a positive cash position.

##### **1.1.3 Other information**

Additional clarity on the content of this report or answers to any questions posed will be given at the next Finance Portfolio Committee meeting.

## **Section 2 - Resolutions**

### ***IN-YEAR REPORTS 2019/2020***

This is the resolution that will be presented to Council when the In-Year Report is tabled:

#### ***RECOMMENDATION:***

- (a) That council notes the monthly budget statement and supporting documentation.
- (b) That Council notes the in-year report for July 2019 was submitted to the Executive Mayor, National Treasury and Provincial Treasury on 15 August 2019, being the 10th working day after the end of July 2019.

## Section 3 - Executive Summary

### 3.1 Introduction

The municipality is currently, in terms of S 126 (1) (a) of the MFMA, preparing the annual financial statements for the financial period ended 30 June 2019 and the information available for June 2019 (Audited Outcome) is not a true reflection of the financial position of the municipality as a lot of year-end journals and processes must still be finalised which will influence the final financial results. This report represents the progress as at 15 August 2019 with relation to the year-end finalisation of 30 June 2019.

### 3.2 Consolidated performance

#### 3.2.1 Against annual budget (original approved and latest adjustments)

Rates were levied in July 2019 for the 2019/2020 financial year. The amounts for rates and service charges do not represent cash received but levied amounts.

Total operating revenue to date is R131,876M compared to total operating revenue budget to date of R61,791M which brings about a positive variance of 113%. Furthermore, capital grants to a value of R1,943M compared to a budgeted amount of R3,180M have been received to date. If the capital grants are included in the comparison between actual and budget to date the total revenue received amounts to R133,818M while the total revenue budget for the year to date amounts to R64,971M. This is a positive variance of 106%. Please refer to table C4 on page 12 for Breakdown of Revenue by Source.

#### Operating expenditure by type

Total operating expenditure to date amounts to R55,123M compared to total operating expenditure budget to date of R62,557M which brings about a negative variance of 12%. The variance is mainly attributable to under expenditure on Debt Impairment, Depreciation and asset impairment, Other Materials, Contracted Services and Transfers and Subsidies. No Depreciation has been allocated as the financial system does not allow manual journals to be processed while busy with the compilation of the Annual Financial Statements for 2018/2019. The under expenditure on Other Materials and Contracted Services relates to Repairs and Maintenance required being less than expected. Debt Impairment are mostly done at year end which necessarily result in under expenditure during the year. Please refer to table C4 on page 12 for Breakdown of Expenditure by Type.

#### Capital expenditure

Total actual capital expenditure as at July 2019 is R2,441M (2.56%) of the total capital budget of R95,434M. Capital commitments as at July 2019 is R2,557M (2.68%) of the total capital budget of R95,434M. Total capital expenditure inclusive of capital commitments as at July 2019 is R4,999M, 5.24% of the total capital budget. Please refer to table C5 (page 13) for Capital Expenditure per Government Finance Statistics and table SC12 (page 25) for the monthly Capital Expenditure Trend.



Below is breakdown of Capital Expenditure as at 31 July 2019:

	ACTUAL	ORDERS	EXP/MONTH	BUDGET	BALANCE
HOUSING	0.00	0.00	0.00	0.00	0.00
WATER	0.00	0.00	0.00	2 500 000.00	2 500 000.00
ELECTRICAL SERVICES	1 194 462.37	769 031.63	1 194 462.37	36 021 300.00	34 057 808.00
SEWERAGE	0.00	0.00	0.00	1 120 000.00	1 120 000.00
ROADS	1 247 006.50	0.00	1 247 006.50	30 590 650.00	29 343 643.50
<b>Sub-Total at Service Level</b>	<b>2 441 468.87</b>	<b>769 031.63</b>	<b>2 441 468.87</b>	<b>70 231 950.00</b>	<b>67 021 449.50</b>
	ACTUAL	ORDERS	EXP/MONTH	BUDGET	BALANCE
EXECUTIVE & COUNCIL	0.00	0.00	-	1 000 000.00	1 000 000.00
CORPORATE SERVICES	0.00	8 865.22	-	600 000.00	591 134.78
STRATEGY AND SOCIAL DEVELOPMENT	0.00	126 857.04	-	9 195 650.00	9 068 792.96
FINANCE	0.00	0.00	-	0.00	0.00
COMMUNITY SERVICES	0.00	0.00	-	3 916 000.00	3 916 000.00
TRAFFIC	0.00	0.00	-	50 000.00	50 000.00
ENVIRONMENTAL SERVICES	0.00	35 927.24	-	100 000.00	64 072.76
INFORMATION & COMMUNICATION TECHNOLOGY	0.00	434 782.61	-	2 540 000.00	2 105 217.39
INFRASTRUCTURE DEVELOPMENT	0.00	0.00	-	4 500 000.00	4 500 000.00
CLEANSING	0.00	1 181 794.88	-	3 300 000.00	2 118 205.12
TOWN PLANNING	0.00	0.00	-	0.00	0.00
<b>Sub-Total at Department Level</b>	<b>0.00</b>	<b>1 788 226.99</b>	<b>0.00</b>	<b>25 201 650.00</b>	<b>23 413 423.01</b>
	<b>2 441 468.87</b>	<b>2 557 258.62</b>	<b>2 441 468.87</b>	<b>95 433 600.00</b>	<b>90 434 872.51</b>

### Cash flows

The cash flow is currently positive and the total Cash and Cash Equivalents at July 2019 is R182, 497.

Below are commitments against Cash and Cash equivalents as at 31 July 2019:

Commitments against Cash and Cash Equivalents		
Item	Previous Month	Current Month
Cash and Cash Equivalents	134 118 598	182 497 259
Commitments	131 088 879	179 682 041
Loan repayments	1 021 061	3 021 060
Capital Replacement Reserve - Roads	10 000 000	10 000 000
Valuation Roll Reserve	6 500 000	6 500 000
Capital Replacement Reserve - Rehabilitation Landfill	3 000 000	3 000 000
Capital Replacement Reserve - Capital Budget	26 211 593	35 188 006
Transfer to CRR	40 000 000	8 000 000
Trade and other payables		
- Unspent conditional transfers	7 813 751	24 032 372
- Creditor Payments	36 542 474	89 940 602
Surplus/(Deficit)	3 029 718	2 815 218

### 3.2.2 Reports, tables, charts & explanations

Summary tables and charts are included for this section of the July 2019 Monthly Budget Statement report.

### 3.3 Material variances from SDBIP

No comments.

### 3.4 Remedial or corrective steps

No comments.

### 3.5 Conclusion

Year-to-date performance of revenue and expenditure compared to budget are reasonable at the end of July 2019.

## Section 4 - In-year budget statement tables

### 4.1 Monthly budget statements

#### 4.1.1 Table C1: S71 Monthly Budget Statement Summary

WC026 Langeberg - Table C1 Monthly Budget Statement Summary - M01 July

Description	2018/19	Budget Year 2019/20							
	Pre-Audit Outcome	Original Budget	Adjusted Budget	Monthly actual	YearTD actual	YearTD budget	YTD variance	YTD variance %	Full Year Forecast
<b>R thousands</b>									
<b>Financial Performance</b>									
Property rates	52 679	57 373	-	57 093	57 093	4 781	52 312	1094%	57 373
Service charges	451 811	526 517	-	37 716	37 716	43 877	(6 161)	-14%	526 517
Investment revenue	13 099	9 494	-	1 222	1 222	791	431	54%	9 494
Transfers and subsidies	102 459	118 319	-	34 242	34 242	9 860	24 382	247%	118 319
Other own revenue	25 618	29 791	-	1 603	1 603	2 483	(880)	-35%	29 791
<b>Total Revenue (excluding capital transfers and contributions)</b>	<b>645 665</b>	<b>741 494</b>	<b>-</b>	<b>131 876</b>	<b>131 876</b>	<b>61 791</b>	<b>70 085</b>	<b>113%</b>	<b>741 494</b>
Employee costs	186 005	209 989	-	13 436	13 436	17 431	(3 995)	-23%	209 989
Remuneration of Councillors	10 558	11 250	-	887	887	938	(50)	-5%	11 250
Depreciation & asset impairment	13 771	25 081	-	-	-	2 090	(2 090)	-100%	25 081
Finance charges	8 105	4 133	-	116	116	168	(51)	-31%	4 133
Materials and bulk purchases	306 889	357 430	-	36 878	36 878	29 377	7 501	26%	357 430
Transfers and subsidies	1 580	3 104	-	610	610	1 224	(614)	-50%	3 104
Other expenditure	90 115	129 992	-	3 196	3 196	11 329	(8 133)	-72%	129 992
<b>Total Expenditure</b>	<b>617 023</b>	<b>740 980</b>	<b>-</b>	<b>55 123</b>	<b>55 123</b>	<b>82 557</b>	<b>(7 434)</b>	<b>-12%</b>	<b>740 980</b>
<b>Surplus/(Deficit)</b>	<b>28 642</b>	<b>514</b>	<b>-</b>	<b>76 752</b>	<b>76 752</b>	<b>(766)</b>	<b>77 518</b>	<b>-10121%</b>	<b>514</b>
Transfers and subsidies - capital (monetary allocations)	56 270	32 659	-	1 943	1 943	3 180	(1 237)	-39%	32 659
Contributions & Contributed assets	-	-	-	-	-	-	-	-	-
<b>Surplus/(Deficit) after capital transfers &amp; contributions</b>	<b>84 912</b>	<b>33 173</b>	<b>-</b>	<b>78 695</b>	<b>78 695</b>	<b>2 414</b>	<b>76 281</b>	<b>3160%</b>	<b>33 173</b>
Share of surplus/ (deficit) of associate	-	-	-	-	-	-	-	-	-
<b>Surplus/ (Deficit) for the year</b>	<b>84 912</b>	<b>33 173</b>	<b>-</b>	<b>78 695</b>	<b>78 695</b>	<b>2 414</b>	<b>76 281</b>	<b>3160%</b>	<b>33 173</b>
<b>Capital expenditure &amp; funds sources</b>									
<b>Capital expenditure</b>	<b>92 036</b>	<b>95 434</b>	<b>-</b>	<b>2 441</b>	<b>2 441</b>	<b>2 127</b>	<b>315</b>	<b>15%</b>	<b>95 434</b>
Capital transfers recognised	56 270	32 659	-	1 943	1 943	1 050	892	85%	32 659
Public contributions & donations	-	-	-	-	-	-	-	-	-
Borrowing	5 556	27 088	-	-	-	464	(464)	-100%	27 088
Internally generated funds	30 209	35 687	-	499	499	613	(114)	-19%	35 687
<b>Total sources of capital funds</b>	<b>92 036</b>	<b>95 434</b>	<b>-</b>	<b>2 441</b>	<b>2 441</b>	<b>2 127</b>	<b>315</b>	<b>15%</b>	<b>95 434</b>
<b>Financial position</b>									
Total current assets	205 811	194 988	-	-	312 795	-	-	-	194 988
Total non current assets	747 943	813 725	-	-	746 956	-	-	-	813 725
Total current liabilities	90 137	130 870	-	-	123 838	-	-	-	130 870
Total non current liabilities	137 695	164 481	-	-	125 033	-	-	-	164 481
<b>Community wealth/Equity</b>	<b>725 922</b>	<b>713 362</b>	<b>-</b>	<b>-</b>	<b>810 880</b>	<b>-</b>	<b>-</b>	<b>-</b>	<b>713 362</b>
<b>Cash flows</b>									
Net cash from (used) operating	63 394	64 572	-	22 186	22 186	3 773	(18 413)	-488%	64 572
Net cash from (used) investing	(100 850)	(91 423)	-	(2 091)	(2 091)	(2 002)	89	-4%	(91 423)
Net cash from (used) financing	7 495	24 834	-	15 981	15 981	-	(15 981)	#DIV/0!	24 834
<b>Cash/cash equivalents at the month/year end</b>	<b>119 174</b>	<b>117 157</b>	<b>-</b>	<b>-</b>	<b>182 497</b>	<b>120 945</b>	<b>(61 553)</b>	<b>-51%</b>	<b>117 157</b>
<b>Debtors &amp; creditors analysis</b>	<b>0-30 Days</b>	<b>31-60 Days</b>	<b>61-90 Days</b>	<b>91-120 Days</b>	<b>121-150 Dys</b>	<b>151-180 Dys</b>	<b>181 Dys-1 Yr</b>	<b>Over 1Yr</b>	<b>Total</b>
<b>Debtors Age Analysis</b>									
Total By Income Source	42 285	2 097	1 646	1 380	1 222	1 019	13 804	17 235	80 687
<b>Creditors Age Analysis</b>									
Total Creditors	43 023	-	-	-	-	-	-	-	43 023



#### 4.1.2 Table C2: Monthly Budget Statement - Financial Performance (standard classification)

This table reflects the operating budget (Financial Performance) in the standard classifications which are the Government Finance Statistics Functions and Sub-functions. These are used by National Treasury to assist the compilation of national and international accounts for comparison purposes, regardless of the unique organisational structures used by the different institutions.

The main functions are Governance and Administration; Community and Public Safety; Economic and Environmental Services; and Trading services.

It is for this reason that Financial Performance is reported in standard classification, Table C2, and by municipal vote, Table C3.

WC026 Langeberg - Table C2 Monthly Budget Statement - Financial Performance (functional classification) - M01 July

Description	Ref	2018/19	Budget Year 2019/20							
		Pre-Audit Outcome	Original Budget	Adjusted Budget	Monthly actual	YearTD actual	YearTD budget	YTD variance	YTD variance %	Full Year Forecast
<b>R thousands</b>	<b>1</b>									
<b>Revenue - Functional</b>										
<i>Governance and administration</i>		114 081	136 633	-	77 754	77 754	11 845	65 909	556%	136 633
Executive and council		4 852	17 576	-	2 325	2 325	1 465	860	59%	17 576
Finance and administration		109 229	119 057	-	75 429	75 429	10 380	65 049	627%	119 057
Internal audit		-	-	-	-	-	-	-	-	-
<i>Community and public safety</i>		50 297	32 520	-	633	633	2 710	(2 077)	-77%	32 520
Community and social services		9 947	10 712	-	721	721	893	(172)	-19%	10 712
Sport and recreation		141	825	-	(103)	(103)	69	(171)	-250%	825
Public safety		78	81	-	13	13	7	6	93%	81
Housing		40 131	20 902	-	1	1	1 742	(1 740)	-100%	20 902
Health		-	-	-	-	-	-	-	-	-
<i>Economic and environmental services</i>		30 776	34 911	-	4 623	4 623	2 909	1 714	59%	34 911
Planning and development		30 616	2 621	-	3 469	3 469	218	3 250	1488%	2 621
Road transport		160	32 290	-	1 155	1 155	2 691	(1 536)	-57%	32 290
Environmental protection		-	-	-	-	-	-	-	-	-
<i>Trading services</i>		506 780	570 087	-	50 809	50 809	47 507	3 301	7%	570 087
Energy sources		402 560	444 981	-	32 831	32 831	37 082	(4 251)	-11%	444 981
Water management		39 729	52 429	-	3 561	3 561	4 369	(809)	-19%	52 429
Waste water management		33 035	38 331	-	8 251	8 251	3 194	5 056	158%	38 331
Waste management		31 457	34 347	-	6 166	6 166	2 862	3 304	115%	34 347
Other	4	2	2	-	-	-	0	(0)	-100%	2
<b>Total Revenue - Functional</b>	<b>2</b>	<b>701 935</b>	<b>774 153</b>	<b>-</b>	<b>133 818</b>	<b>133 818</b>	<b>64 971</b>	<b>68 847</b>	<b>106%</b>	<b>774 153</b>
<b>Expenditure - Functional</b>										
<i>Governance and administration</i>		101 915	133 078	-	7 901	7 901	11 327	(3 426)	-30%	133 078
Executive and council		26 059	24 613	-	1 534	1 534	2 006	(472)	-24%	24 613
Finance and administration		72 844	105 124	-	6 163	6 163	9 043	(2 880)	-32%	105 124
Internal audit		3 012	3 342	-	204	204	278	(74)	-27%	3 342
<i>Community and public safety</i>		56 864	74 396	-	2 834	2 834	6 676	(3 841)	-58%	74 396
Community and social services		16 997	15 903	-	933	933	1 691	(759)	-45%	15 903
Sport and recreation		18 458	24 453	-	1 398	1 398	2 166	(768)	-35%	24 453
Public safety		5 372	6 798	-	301	301	548	(247)	-45%	6 798
Housing		16 036	27 242	-	203	203	2 270	(2 068)	-91%	27 242
Health		-	-	-	-	-	-	-	-	-
<i>Economic and environmental services</i>		53 554	72 884	-	3 181	3 181	6 456	(3 275)	-51%	72 884
Planning and development		22 812	27 918	-	1 405	1 405	2 626	(1 221)	-47%	27 918
Road transport		30 742	44 966	-	1 776	1 776	3 830	(2 054)	-54%	44 966
Environmental protection		-	-	-	-	-	-	-	-	-
<i>Trading services</i>		403 954	459 449	-	40 595	40 595	37 318	3 277	9%	459 449
Energy sources		316 332	368 372	-	37 632	37 632	30 111	7 520	25%	368 372
Water management		31 398	27 961	-	902	902	2 153	(1 251)	-58%	27 961
Waste water management		22 586	31 780	-	737	737	2 441	(1 703)	-70%	31 780
Waste management		33 638	31 357	-	1 324	1 324	2 613	(1 289)	-49%	31 357
Other		736	1 172	-	612	612	780	(168)	-22%	1 172
<b>Total Expenditure - Functional</b>	<b>3</b>	<b>617 023</b>	<b>740 980</b>	<b>-</b>	<b>55 123</b>	<b>55 123</b>	<b>62 557</b>	<b>(7 434)</b>	<b>-12%</b>	<b>740 980</b>
<b>Surplus/ (Deficit) for the year</b>		<b>84 912</b>	<b>33 173</b>	<b>-</b>	<b>78 695</b>	<b>78 695</b>	<b>2 414</b>	<b>76 281</b>	<b>3160%</b>	<b>33 173</b>

#### 4.1.3 Table C3: Monthly Budget Statement – Financial Performance (revenue and expenditure by municipal vote)

The operating expenditure budget is approved by Council on the municipal vote level.

The municipal votes reflect the organisational structure of the municipality which is made up of the following directorates: Finance, Executive and Council, Strategy and Social Development, Corporate Services and Engineering Services.

WC026 Langeberg - Table C3 Monthly Budget Statement - Financial Performance (revenue and expenditure by municipal vote) - M01 July

Vote Description	Ref	2018/19	Budget Year 2019/20							
		Pre-Audit Outcome	Original Budget	Adjusted Budget	Monthly actual	YearTD actual	YearTD budget	YTD variance	YTD variance %	Full Year Forecast
R thousands										
Revenue by Vote	1									
Vote 1 - FINANCIAL SERVICES		110 018	115 059	–	75 545	75 545	9 588	65 957	687.9%	115 059
Vote 2 - EXECUTIVE & COUNCIL		4 852	5 177	–	2 156	2 156	432	1 724	399.6%	5 177
Vote 3 - STRATEGY & SOCIAL DEVELOPMENT		1 857	13 142	–	169	169	1 554	(1 384)	-89.1%	13 142
Vote 4 - CORPORATE SERVICES		6 131	12 536	–	199	199	1 045	(846)	-81.0%	12 536
Vote 5 - ENGINEERING SERVICES		529 219	595 352	–	55 117	55 117	49 613	5 504	11.1%	595 352
Vote 6 - COMMUNITY SERVICES		49 859	32 886	–	633	633	2 740	(2 108)	-76.9%	32 886
Total Revenue by Vote	2	701 935	774 153	–	133 818	133 818	64 971	68 847	106.0%	774 153
Expenditure by Vote	1									
Vote 1 - FINANCIAL SERVICES		37 180	49 998	–	1 787	1 787	4 774	(2 987)	-62.6%	49 998
Vote 2 - EXECUTIVE & COUNCIL		29 137	17 908	–	1 294	1 294	1 471	(177)	-12.0%	17 908
Vote 3 - STRATEGY & SOCIAL DEVELOPMENT		17 649	26 313	–	1 250	1 250	2 875	(1 625)	-56.5%	26 313
Vote 4 - CORPORATE SERVICES		39 538	66 717	–	5 037	5 037	5 224	(187)	-3.6%	66 717
Vote 5 - ENGINEERING SERVICES		437 480	503 881	–	42 785	42 785	41 402	1 384	3.3%	503 881
Vote 6 - COMMUNITY SERVICES		56 038	76 162	–	2 969	2 969	6 811	(3 842)	-56.4%	76 162
Total Expenditure by Vote	2	617 023	740 980	–	55 123	55 123	62 557	(7 434)	-11.9%	740 980
Surplus/ (Deficit) for the year	2	84 912	33 173	–	78 695	78 695	2 414	76 281	3160%	33 173



#### 4.1.4 Table C4: Monthly Budget Statement - Financial Performance (revenue and expenditure)

WC026 Langeberg - Table C4 Monthly Budget Statement - Financial Performance (revenue and expenditure) - M01 July

Description	Ref	2018/19	Budget Year 2019/20							
		Pre-Audit Outcome	Original Budget	Adjusted Budget	Monthly actual	YearTD actual	YearTD budget	YTD variance	YTD variance %	Full Year Forecast
R thousands										
Revenue By Source										
Property rates		52 679	57 373	-	57 093	57 093	4 781	52 312	1094%	57 373
Service charges - electricity revenue		364 945	431 200	-	30 134	30 134	35 933	(5 799)	-16%	431 200
Service charges - water revenue		39 661	48 122	-	4 027	4 027	4 010	17	0%	48 122
Service charges - sanitation revenue		26 018	24 380	-	3 073	3 073	2 032	1 041	51%	24 380
Service charges - refuse revenue		21 187	22 814	-	481	481	1 901	(1 420)	-75%	22 814
Service charges - other		-	-	-	-	-	-	-	-	-
Rental of facilities and equipment		3 602	3 310	-	234	234	276	(42)	-15%	3 310
Interest earned - external investments		13 099	9 494	-	1 222	1 222	791	431	54%	9 494
Interest earned - outstanding debtors		2 736	3 127	-	220	220	261	(40)	-15%	3 127
Dividends received		-	-	-	-	-	-	-	-	-
Fines, penalties and forfeits		929	4 019	-	121	121	335	(214)	-64%	4 019
Licences and permits		971	1 053	-	87	87	88	(1)	-1%	1 053
Agency services		4 997	5 231	-	121	121	436	(315)	-72%	5 231
Transfers and subsidies		102 459	118 319	-	34 242	34 242	9 860	24 382	247%	118 319
Other revenue		12 383	11 559	-	820	820	963	(143)	-15%	11 559
Gains on disposal of PPE		-	1 492	-	-	-	124	(124)	-100%	1 492
Total Revenue (excluding capital transfers and contributions)		645 665	741 494	-	131 876	131 876	61 791	70 085	113%	741 494
Expenditure By Type										
Employee related costs		186 005	209 989	-	13 436	13 436	17 431	(3 995)	-23%	209 989
Remuneration of councillors		10 558	11 250	-	887	887	938	(50)	-5%	11 250
Debt impairment		2 956	8 972	-	-	-	748	(748)	-100%	8 972
Depreciation & asset impairment		13 771	25 081	-	-	-	2 090	(2 090)	-100%	25 081
Finance charges		8 105	4 133	-	116	116	168	(51)	-31%	4 133
Bulk purchases		291 738	334 828	-	36 265	36 265	27 437	8 827	32%	334 828
Other materials		15 151	22 602	-	613	613	1 940	(1 327)	-68%	22 602
Contracted services		34 538	67 420	-	386	386	6 619	(6 233)	-94%	67 420
Transfers and subsidies		1 580	3 104	-	610	610	1 224	(614)	-50%	3 104
Other expenditure		52 621	53 601	-	2 810	2 810	3 963	(1 153)	-29%	53 601
Loss on disposal of PPE		-	-	-	-	-	-	-	-	-
Total Expenditure		617 023	740 980	-	55 123	55 123	62 557	(7 434)	-12%	740 980
Surplus/(Deficit)		28 642	514	-	76 752	76 752	(766)	77 518	-10121%	514
Transfers and subsidies - capital (monetary allocations) (National / Provincial and District)		56 270	32 659	-	1 943	1 943	3 180	(1 237)	-39%	32 659
(National / Provincial Departmental Agencies, Households, Non-profit Institutions, Private Enterprises, Public Corporations, Higher Educational Institutions)		-	-	-	-	-	-	-	-	-
Transfers and subsidies - capital (in-kind - all)		-	-	-	-	-	-	-	-	-
Surplus/(Deficit) after capital transfers & contributions		84 912	33 173	-	78 695	78 695	2 414			33 173
Taxation		-	-	-	-	-	-	-	-	-
Surplus/(Deficit) after taxation		84 912	33 173	-	78 695	78 695	2 414			33 173
Attributable to minorities		-	-	-	-	-	-			-
Surplus/(Deficit) attributable to municipality		84 912	33 173	-	78 695	78 695	2 414			33 173
Share of surplus/ (deficit) of associate		-	-	-	-	-	-			-
Surplus/ (Deficit) for the year		84 912	33 173	-	78 695	78 695	2 414			33 173



### 4.1.5 Table C5: Monthly Budget Statement - Capital Expenditure (municipal vote, standard classification and funding)

WC026 Langeberg - Table C5 Monthly Budget Statement - Capital Expenditure (municipal vote, functional classification and funding) - M01 July

Table 3: Monthly Budget Statement - Capital Expenditure (Municipal vote, functional classification and funding) - 2019/20										
Vote Description	Ref	2018/19	Budget Year 2019/20							
		Pre-Audit Outcome	Original Budget	Adjusted Budget	Monthly actual	YearTD actual	YearTD budget	YTD variance	YTD variance %	Full Year Forecast
R thousands	1									
Multi-Year expenditure appropriation	2									
Vote 1 - FINANCIAL SERVICES		-	-	-	-	-	-	-	-	-
Vote 2 - EXECUTIVE & COUNCIL		-	-	-	-	-	-	-	-	-
Vote 3 - STRATEGY & SOCIAL DEVELOPMENT		457	-	-	-	-	-	-	-	-
Vote 4 - CORPORATE SERVICES		326	-	-	-	-	-	-	-	-
Vote 5 - ENGINEERING SERVICES		38 319	-	-	-	-	-	-	-	-
Vote 6 - COMMUNITY SERVICES		-	-	-	-	-	-	-	-	-
Total Capital Multi-year expenditure	4,7	39 102	-	-	-	-	-	-	-	-
Single Year expenditure appropriation	2									
Vote 1 - FINANCIAL SERVICES		184	-	-	-	-	-	-	-	-
Vote 2 - EXECUTIVE & COUNCIL		115	1 000	-	-	-	17	(17)	-100%	1 000
Vote 3 - STRATEGY & SOCIAL DEVELOPMENT		485	11 736	-	-	-	692	(692)	-100%	11 736
Vote 4 - CORPORATE SERVICES		1 306	650	-	-	-	11	(11)	-100%	650
Vote 5 - ENGINEERING SERVICES		8 011	78 032	-	2 441	2 441	1 338	1 104	83%	78 032
Vote 6 - COMMUNITY SERVICES		42 833	4 016	-	-	-	69	(69)	-100%	4 016
Total Capital single-year expenditure	4	52 934	95 434	-	2 441	2 441	2 127	315	15%	95 434
Total Capital Expenditure		92 036	95 434	-	2 441	2 441	2 127	315	15%	95 434
Capital Expenditure - Functional Classification										
Governance and administration		2 499	13 236	-	-	-	718	(718)	-100%	13 236
Executive and council		115	10 196	-	-	-	175	(175)	-100%	10 196
Finance and administration		2 383	3 040	-	-	-	543	(543)	-100%	3 040
Internal audit		-	-	-	-	-	-	-	-	-
Community and public safety		43 057	4 166	-	-	-	71	(71)	-100%	4 166
Community and social services		1 502	945	-	-	-	16	(16)	-100%	945
Sport and recreation		13 197	2 715	-	-	-	46	(46)	-100%	2 715
Public safety		129	506	-	-	-	9	(9)	-100%	506
Housing		28 229	-	-	-	-	-	-	-	-
Health		-	-	-	-	-	-	-	-	-
Economic and environmental services		18 836	35 091	-	1 247	1 247	601	647	100%	35 091
Planning and development		868	4 500	-	-	-	77	(77)	-100%	4 500
Road transport		17 968	30 591	-	1 247	1 247	524	724	138%	30 591
Environmental protection		-	-	-	-	-	-	-	-	-
Trading services		27 644	42 941	-	1 194	1 194	737	457	62%	42 941
Energy sources		12 506	36 021	-	1 194	1 194	619	576	93%	36 021
Water management		10 951	2 500	-	-	-	43	(43)	-100%	2 500
Waste water management		297	1 120	-	-	-	19	(19)	-100%	1 120
Waste management		3 890	3 300	-	-	-	56	(56)	-100%	3 300
Other		-	-	-	-	-	-	-	-	-
Total Capital Expenditure - Functional Classification	3	92 036	95 434	-	2 441	2 441	2 127	315	15%	95 434
Funded by:										
National Government		22 996	32 159	-	1 943	1 943	550	1 392	253%	32 159
Provincial Government		32 665	-	-	-	-	-	-	-	-
District Municipality		609	500	-	-	-	500	(500)	-100%	500
Other transfers and grants		-	-	-	-	-	-	-	-	-
Transfers recognised - capital		56 270	32 659	-	1 943	1 943	1 050	892	85%	32 659
Public contributions & donations	5	-	-	-	-	-	-	-	-	-
Borrowing	6	5 556	27 088	-	-	-	464	(464)	-100%	27 088
Internally generated funds		30 209	35 687	-	499	499	613	(114)	-19%	35 687
Total Capital Funding		92 036	95 434	-	2 441	2 441	2 127	315	15%	95 434

#### 4.1.6 Table C6: Monthly Budget Statement - Financial Position

WC026 Langeberg - Table C6 Monthly Budget Statement - Financial Position - M01 July

Description	Ref	2018/19	Budget Year 2019/20			
		Pre-Audit Outcome	Original Budget	Adjusted Budget	YearTD actual	Full Year Forecast
<b>R thousands</b>	<b>1</b>					
<b>ASSETS</b>						
<b>Current assets</b>						
Cash		4 068	17 157	–	52 444	17 157
Call investment deposits		130 051	100 000	–	130 053	100 000
Consumer debtors		35 242	36 454	–	50 342	36 454
Other debtors		11 851	15 127	–	55 882	15 127
Current portion of long-term receivables		725	819	–	277	819
Inventory		23 875	25 432	–	23 797	25 432
<b>Total current assets</b>		<b>205 811</b>	<b>194 988</b>	<b>–</b>	<b>312 795</b>	<b>194 988</b>
<b>Non current assets</b>						
Long-term receivables		2 778	3 996	–	1 008	3 996
Investments		113	125	–	113	125
Investment property		26 876	26 795	–	27 034	26 795
Investments in Associate		–	–	–	–	–
Property, plant and equipment		716 901	782 077	–	713 291	782 077
Agricultural		–	–	–	–	–
Biological assets		–	–	–	–	–
Intangible assets		1 015	471	–	669	471
Other non-current assets		260	260	–	4 840	260
<b>Total non current assets</b>		<b>747 943</b>	<b>813 725</b>	<b>–</b>	<b>746 956</b>	<b>813 725</b>
<b>TOTAL ASSETS</b>		<b>953 754</b>	<b>1 008 713</b>	<b>–</b>	<b>1 059 751</b>	<b>1 008 713</b>
<b>LIABILITIES</b>						
<b>Current liabilities</b>						
Bank overdraft		–	–	–	–	–
Borrowing		3 027	3 021	–	10 672	3 021
Consumer deposits		12 215	12 457	–	12 371	12 457
Trade and other payables		51 351	76 101	–	77 250	76 101
Provisions		23 545	39 291	–	23 545	39 291
<b>Total current liabilities</b>		<b>90 137</b>	<b>130 870</b>	<b>–</b>	<b>123 838</b>	<b>130 870</b>
<b>Non current liabilities</b>						
Borrowing		11 460	45 920	–	12 500	45 920
Provisions (NC)		126 235	118 561	–	112 533	118 561
<b>Total non current liabilities</b>		<b>137 695</b>	<b>164 481</b>	<b>–</b>	<b>125 033</b>	<b>164 481</b>
<b>TOTAL LIABILITIES</b>		<b>227 832</b>	<b>295 351</b>	<b>–</b>	<b>248 871</b>	<b>295 351</b>
<b>NET ASSETS</b>	<b>2</b>	<b>725 922</b>	<b>713 362</b>	<b>–</b>	<b>810 880</b>	<b>713 362</b>
<b>COMMUNITY WEALTH/EQUITY</b>						
Accumulated Surplus/(Deficit)		669 501	658 362	–	754 459	658 362
Reserves		56 421	55 000	–	56 421	55 000
<b>TOTAL COMMUNITY WEALTH/EQUITY</b>	<b>2</b>	<b>725 922</b>	<b>713 362</b>	<b>–</b>	<b>810 880</b>	<b>713 362</b>



### 4.1.7 Table C7: Monthly Budget Statement - Cash Flow

Table C7 includes the balance of the Cashbook and Current Investment Deposit's.

WC026 Langeberg - Table C7 Monthly Budget Statement - Cash Flow - M01 July

Description	Ref	2018/19	Budget Year 2019/20							Full Year Forecast
		Pre-Audit Outcome	Original Budget	Adjusted Budget	Monthly actual	YearTD actual	YearTD budget	YTD variance	YTD variance %	
R thousands	1								%	
<b>CASH FLOW FROM OPERATING ACTIVITIES</b>										
<b>Receipts</b>										
Property rates		51 805	55 078	-	6 887	6 887	4 590	2 297	50%	55 078
Service charges		451 567	515 987	-	40 791	40 791	42 999	(2 208)	-5%	515 987
Other revenue		26 385	21 968	-	(4 631)	(4 631)	1 817	(6 448)	-355%	21 968
Government - operating		106 968	118 319	-	34 200	34 200	9 860	24 340	247%	118 319
Government - capital		48 847	32 659	-	8 000	8 000	3 180	4 820	152%	32 659
Interest		10 340	12 544	-	1 443	1 443	1 046	396	38%	12 544
Dividends		-	-	-	-	-	-	-		-
<b>Payments</b>										
Suppliers and employees		(612 731)	(684 745)	-	(63 777)	(63 777)	(58 328)	5 449	-9%	(684 745)
Finance charges		(11 525)	(4 133)	-	(116)	(116)	(168)	(51)	31%	(4 133)
Transfers and Grants		(8 263)	(3 104)	-	(610)	(610)	(1 224)	(614)	50%	(3 104)
<b>NET CASH FROM/(USED) OPERATING ACTIVITIES</b>		<b>63 394</b>	<b>64 572</b>	<b>-</b>	<b>22 186</b>	<b>22 186</b>	<b>3 773</b>	<b>(18 413)</b>	<b>-488%</b>	<b>64 572</b>
<b>CASH FLOWS FROM INVESTING ACTIVITIES</b>										
<b>Receipts</b>										
Proceeds on disposal of PPE		817	1 492	-	-	-	124	(124)	-100%	1 492
Decrease (increase) in non-current debtors		-	-	-	-	-	-	-		-
Decrease (increase) other non-current receivables		(3 500)	-	-	(6)	(6)	-	(6)	100%	-
Decrease (increase) in non-current investments		-	-	-	-	-	-	-		-
<b>Payments</b>										
Capital assets		(96 167)	(92 915)	-	(2 085)	(2 085)	(2 127)	(42)	2%	(92 915)
<b>NET CASH FROM/(USED) INVESTING ACTIVITIES</b>		<b>(100 850)</b>	<b>(91 423)</b>	<b>-</b>	<b>(2 091)</b>	<b>(2 091)</b>	<b>(2 002)</b>	<b>89</b>	<b>-4%</b>	<b>(91 423)</b>
<b>CASH FLOWS FROM FINANCING ACTIVITIES</b>										
<b>Receipts</b>										
Short term loans		-	-	-	-	-	-	-		-
Borrowing long term/refinancing		8 325	27 129	-	7 912	7 912	-	7 912	100%	27 129
Increase (decrease) in consumer deposits		665	705	-	156	156	-	156	100%	705
<b>Payments</b>										
Repayment of borrowing		(1 496)	(3 000)	-	7 912	7 912	-	(7 912)	100%	(3 000)
<b>NET CASH FROM/(USED) FINANCING ACTIVITIES</b>		<b>7 495</b>	<b>24 834</b>	<b>-</b>	<b>15 981</b>	<b>15 981</b>	<b>-</b>	<b>(15 981)</b>	<b>100%</b>	<b>24 834</b>
<b>NET INCREASE/ (DECREASE) IN CASH HELD</b>		<b>(29 961)</b>	<b>(2 017)</b>	<b>-</b>	<b>36 076</b>	<b>36 076</b>	<b>1 771</b>			<b>(2 017)</b>
Cash/cash equivalents at beginning:		149 135	119 174	-		146 421	119 174			119 174
Cash/cash equivalents at month/year end:		119 174	117 157	-		182 497	120 945			117 157



# 4.1.8 Supporting Table SC9: Monthly Budget Statement – Actual and revised targets for cash receipts and cash flows

This supporting table gives a detailed breakdown of information summarised in Table C7.

WC028 Langeberg - Supporting Table SC9 Monthly Budget Statement - actuals and revised targets for cash receipts - M01 July

R thousands	Description	Ref	Budget Year 2019/20												Framework	
			2019/20 Medium Term Revenues & Expenditure												Budget Year 2019/20	Budget Year +1 2020/21
			July	August	Sept	October	Nov	Dec	January	Feb	March	April	May	June		
			Outcomes	Outcome	Outcome	Budget	Budget	Budget	Budget	Budget	Budget	Budget	Budget	Budget		
<b>Cash Receipts By Source</b>																
	Property rates		57 093	4 590	4 590	4 590	4 590	4 590	4 590	4 590	4 590	4 590	4 590	4 590	55 078	59 760
	Service charges - electricity revenue		30 134	35 215	35 215	35 215	35 215	35 215	35 215	35 215	35 215	35 215	35 215	35 215	422 576	452 157
	Service charges - water revenue		3 027	3 930	3 930	3 930	3 930	3 930	3 930	3 930	3 930	3 930	3 930	3 930	47 160	50 932
	Service charges - sanitation revenue		3 073	1 991	1 991	1 991	1 991	1 991	1 991	1 991	1 991	1 991	1 991	1 991	23 882	25 923
	Service charges - refuse		481	1 863	1 863	1 863	1 863	1 863	1 863	1 863	1 863	1 863	1 863	1 863	22 358	25 041
	Rent of facilities and equipment		234	270	270	270	270	270	270	270	270	270	270	270	3 243	3 471
	Interest earned - on term investments		1 222	791	791	791	791	791	791	791	791	791	791	791	9 494	10 869
	Interest earned - on standing deposits		220	255	255	255	255	255	255	255	255	255	255	255	3 050	3 492
	Dividends received															
	Fines, penalties and forfeits		121	60	60	60	60	60	60	60	60	60	60	60	881	943
	Licences and permits		87	88	88	88	88	88	88	88	88	88	88	88	1 053	1 127
	Agency services		121	436	436	436	436	436	436	436	436	436	436	436	5 231	5 597
	Transfer receipts - operating		34 242	9 860	9 860	9 860	9 860	9 860	9 860	9 860	9 860	9 860	9 860	9 860	118 315	136 164
	Other revenue		920	963	963	963	963	963	963	963	963	963	963	963	11 559	12 359
	<b>Cash Receipts by Source</b>		<b>131 876</b>	<b>60 313</b>	<b>60 313</b>	<b>60 313</b>	<b>60 313</b>	<b>60 313</b>	<b>60 313</b>	<b>60 313</b>	<b>60 313</b>	<b>60 313</b>	<b>60 313</b>	<b>60 313</b>	<b>723 895</b>	<b>787 554</b>
<b>Other Cash Flows by Source</b>																
	Transfer receipts - capital		1 940	2 680	2 680	2 680	2 680	2 680	2 680	2 680	2 680	2 680	2 680	2 680	32 656	28 529
	Contributions & contributed assets															
	Proceeds on disposal of PPE			124	124	124	124	124	124	124	124	124	124	124	1 492	1 597
	Short term loans															
	Borrowing long term/infrastructure		7 912												27 129	44
	Increase in consumer deposits		156												705	747
	Receipt of non-current debtors															
	Receipt of non-current receivables		(4)													
	Change in non-current investments															
	<b>Total Cash Receipts by Source</b>		<b>141 883</b>	<b>63 117</b>	<b>63 117</b>	<b>63 117</b>	<b>63 117</b>	<b>63 117</b>	<b>63 117</b>	<b>63 117</b>	<b>63 117</b>	<b>63 117</b>	<b>63 117</b>	<b>63 117</b>	<b>785 880</b>	<b>864 732</b>
<b>Cash Payments by Type</b>																
	Employ on related costs		13 436	17 431	17 431	17 431	17 431	17 431	17 431	17 431	17 431	17 431	17 431	17 431	205 327	219 050
	Remuneration of councillors		887	938	938	938	938	938	938	938	938	938	938	938	11 250	11 967
	Interest paid		116	1 222	1 222	1 222	1 222	1 222	1 222	1 222	1 222	1 222	1 222	1 222	4 133	5 757
	Bulk purchases - Electricity		36 244	32 288	32 288	32 288	32 288	32 288	32 288	32 288	32 288	32 288	32 288	32 288	321 301	337 257
	Bulk purchases - Water & Sewer		21	372	372	372	372	372	372	372	372	372	372	372	4 691	4 959
	Other materials		513	1 706	1 822	1 822	1 822	1 822	1 822	1 822	1 822	1 822	1 822	1 822	22 006	23 482
	Contracted services		385	6 205	5 746	5 746	5 705	5 422	5 073	5 590	5 429	5 084	5 169	3 339	65 641	80 430
	Grants and subsidies paid - other municipalities			184	155	155	155	184	155	255	155	183	155	145	3 104	3 719
	Grants and subsidies paid - other		510	4 175	4 725	5 232	5 446	4 841	4 082	3 022	3 056	3 668	4 603	3 514	52 166	55 318
	General expenses		2 810	63 467	68 617	58 328	59 193	58 464	57 152	51 303	51 377	57 926	57 821	41 410	699 640	742 130
	<b>Cash Payments by Type</b>		<b>55 123</b>	<b>63 467</b>	<b>68 617</b>	<b>58 328</b>	<b>59 193</b>	<b>58 464</b>	<b>57 152</b>	<b>51 303</b>	<b>51 377</b>	<b>57 926</b>	<b>57 821</b>	<b>41 410</b>	<b>699 640</b>	<b>742 130</b>
<b>Other Cash Flows/Payments by Type</b>																
	Capital assets		2 441	2 391	14 054	7 994	10 207	5 841	3 227	5 510	7 746	8 359	9 733	16 017	92 915	45 680
	Repay ment of borrowing				750			750			750			750	3 000	3 000
	Other Cash Flows/Payments		48 242											1 342	1 342	1 149
	<b>Total Cash Payments by Type</b>		<b>105 807</b>	<b>65 857</b>	<b>75 621</b>	<b>66 323</b>	<b>69 400</b>	<b>65 035</b>	<b>69 378</b>	<b>63 815</b>	<b>66 814</b>	<b>65 353</b>	<b>67 553</b>	<b>59 320</b>	<b>787 837</b>	<b>791 959</b>
	<b>NET INCREASE/DECREASE IN CASH HELD</b>		<b>36 076</b>	<b>(2 741)</b>	<b>(15 504)</b>	<b>(6 206)</b>	<b>(9 287)</b>	<b>(1 936)</b>	<b>2 739</b>	<b>(796)</b>	<b>(3 717)</b>	<b>(2 278)</b>	<b>(4 437)</b>	<b>31 576</b>	<b>(2 077)</b>	<b>24 512</b>
	Cash/cash equivalents at the monthly year beginning		146 421	192 497	179 757	167 253	163 967	157 563	155 625	159 364	153 849	151 571	147 134	147 134	146 421	164 404
	Cash/cash equivalents at the monthly year end		182 497	179 757	167 253	163 967	157 563	155 625	159 364	159 364	153 849	151 571	147 134	147 134	144 404	168 917

MONTHLY BUDGET STATEMENT FOR JULY 2019



### 4.1.9 Supporting Table SC2 Performance Indicators

Please refer to section 17 for comprehensive list of financial performance indicators in terms of MFMA Circular 71.

WC026 Langeberg - Supporting Table SC2 Monthly Budget Statement - performance indicators - M01 July

Supporting Table 2: Monthly Budget Statement - Performance Indicators - Electricity							
Description of financial indicator	Basis of calculation	Ref	2018/19	Budget Year 2019/20			
			Pre-Audit Outcome	Original Budget	Adjusted Budget	YearTD actual	Full Year Forecast
<b>Borrowing Management</b>							
Capital Charges to Operating Expenditure	Interest & principal paid/Operating Expenditure		1.1%	3.9%	0.0%	0.2%	3.9%
Borrowed funding of 'own' capital expenditure	Borrowings/Capital expenditure excl. transfers and grants		6.0%	28.4%	0.0%	0.0%	28.4%
<b>Safety of Capital</b>							
Debt to Equity	Loans, Accounts Payable, Overdraft & Tax Provision/ Funds & Reserves		9.1%	17.5%	0.0%	12.4%	17.5%
Gearing	Long Term Borrowing/ Funds & Reserves		20.3%	83.5%	0.0%	22.2%	83.5%
<b>Liquidity</b>							
Current Ratio	Current assets/current liabilities	1	228.3%	149.0%	0.0%	252.6%	149.0%
Liquidity Ratio	Monetary Assets/Current Liabilities		148.8%	89.5%	0.0%	147.4%	89.5%
<b>Revenue Management</b>							
Annual Debtors Collection Rate (Pay ment Level %)	Last 12 Mths Receipts/ Last 12 Mths Billing						
Outstanding Debtors to Revenue	Total Outstanding Debtors to Annual Revenue		7.8%	7.6%	0.0%	81.5%	7.6%
Longstanding Debtors Recovered	Debtors > 12 Mths Recovered/Total Debtors > 12 Months Old		0.0%	0.0%	0.0%	0.0%	0.0%
<b>Creditors Management</b>							
Creditors System Efficiency	% of Creditors Paid Within Terms (within MFMA s 65(e))						
<b>Funding of Provisions</b>							
Percentage Of Provisions Not Funded	Unfunded Provisions/Total Provisions						
<b>Other Indicators</b>							
Electricity Distribution Losses	% Volume (units purchased and generated less units sold)/units purchased and generated	2					
Water Distribution Losses	% Volume (units purchased and own source less units sold)/Total units purchased and own source	2					
Employee costs	Employee costs/Total Revenue - capital revenue		28.8%	28.3%	0.0%	10.2%	28.3%
Repairs & Maintenance	R&M/Total Revenue - capital revenue		4.7%	3.7%	0.0%	0.3%	3.7%
Interest & Depreciation	I&D/Total Revenue - capital revenue		3.4%	3.9%	0.0%	0.1%	3.9%
<b>IDP regulation financial viability indicators</b>							
i. Debt coverage	(Total Operating Revenue - Operating Grants)/Debt service payments due within financial year)						
ii. O/S Service Debtors to Revenue	Total outstanding service debtors/annual revenue received for services						
iii. Cost coverage	(Av ailable cash + Investments)/monthly fixed operational expenditure						

MONTHLY BUDGET STATEMENT FOR JULY 2019

## PART 2 - SUPPORTING DOCUMENTATION

### Section 5 – Debtors' analysis

#### 5.1 Supporting Table SC3

WC026 Langeberg - Supporting Table SC3 Monthly Budget Statement - aged debtors - M01 July

Description	NT Code	Budget Year 2019/20											Actual Bad Debts Written Off against Debtors	Impairment - Bad Debts i.Lo Council Policy
		0-30 Days	31-60 Days	61-90 Days	91-120 Days	121-150 Dys	151-180 Dys	181 Dys-1 Yr	Over 1Yr	Total	Total over 90 days			
R thousands														
Debtors Age Analysis By Income Source														
Trade and Other Receivables from Exchange Transactions - Water	1200	1 048	624	416	298	266	212	1 507	2 295	6 666	4 577	-	-	
Trade and Other Receivables from Exchange Transactions - Electricity	1300	20 187	315	154	99	69	57	708	862	22 462	1 796	-	195	
Receivables from Non-exchange Transactions - Property Rates	1400	16 244	227	198	178	203	145	4 750	4 235	26 181	9 511	-	594	
Receivables from Exchange Transactions - Waste Water Management	1500	2 083	397	340	296	264	224	1 662	2 489	7 754	4 935	-	43	
Receivables from Exchange Transactions - Waste Management	1600	1 966	355	308	265	230	195	1 324	1 854	6 497	3 868	-	13	
Receivables from Exchange Transactions - Property Rental Debtors	1700	84	41	40	114	48	32	316	929	1 603	1 439	-	-	
Interest on Arrear Debtor Accounts	1810	-	-	-	-	-	-	-	-	-	-	-	-	
Recoverable unauthorised, irregular, fruitless and wasteful expenditure	1820	-	-	-	-	-	-	-	-	-	-	-	-	
Other	1900	673	138	180	131	141	154	3 536	4 571	9 524	8 533	-	953	
Total By Income Source	2000	42 285	2 097	1 646	1 380	1 222	1 019	13 804	17 235	80 687	34 660	-	1 798	
2018/19 - totals only		45 356	1 824	1 345	1 221	831	607	8 943	19 225	79 352	30 827	-	1 720	
Debtors Age Analysis By Customer Group														
Organs of State	2200	1 859	13	11	10	10	9	727	164	2 803	920	-	72	
Commercial	2300	7 683	139	101	74	64	54	667	1 046	9 830	1 906	-	126	
Households	2400	15 013	1 711	1 384	1 185	1 055	877	10 378	14 159	45 761	27 653	-	1 258	
Other	2500	17 728	233	150	112	92	79	2 032	1 867	22 293	4 181	-	343	
Total By Customer Group	2600	42 285	2 097	1 646	1 380	1 222	1 019	13 804	17 235	80 687	34 660	-	1 798	

Table SC3 is the only debtors report required by the MBRR and is in the format as required by National Treasury to be implemented from July 2013.

#### Debtors' age analysis

The value reflected in the Financial Position will not reconcile to the Debtors Age Analysis shown on Supporting Table SC3. The financial position includes the total annual billing to date and some debtor classifications which do not form part of the consumer debtors, whereas the age analysis only includes those consumer amounts which have become due and not the 'future' amounts which will only fall due in coming months for consumers who have chosen to pay property rates and annual charges on an instalment basis.



## Section 6 – Creditors' analysis

### 6.1 Supporting Table SC4

Description	NT Code	Budget Year 2019/20									Prior year
		0 - 30 Days	31 - 60 Days	61 - 90 Days	91 - 120 Days	121 - 150 Days	151 - 180 Days	181 Days - 1 Year	Over 1 Year	Total	totals for chart (same period)
R thousands											
Creditors Age Analysis By Customer Type											
Bulk Electricity	0100	41 678	-	-	-	-	-	-	-	41 678	34 127
Bulk Water	0200	-	-	-	-	-	-	-	-	-	-
PAYE deductions	0300	-	-	-	-	-	-	-	-	-	-
VAT (output less input)	0400	-	-	-	-	-	-	-	-	-	-
Pensions / Retirement deductions	0500	-	-	-	-	-	-	-	-	-	-
Loan repayments	0600	-	-	-	-	-	-	-	-	-	-
Trade Creditors	0700	1 345	-	-	-	-	-	-	-	1 345	416
Auditor General	0800	-	-	-	-	-	-	-	-	-	-
Other	0900	-	-	-	-	-	-	-	-	-	-
Total By Customer Type	1000	43 023	-	-	-	-	-	-	-	43 023	34 543

## Section 7 – Investment portfolio analysis

### 7.1 Supporting Table SC5

WC026 Langeberg - Supporting Table SC5 Monthly Budget Statement - investment portfolio - M01 July

Investments by maturity Name of institution & investment ID	Ref	Period of Investment	Type of Investment	Expiry date of investment	Accrued interest for the month	Yield for the month 1 (%)	Market value at beginning of the month	Change in market value	Market value at end of the month
R thousands		Yrs/Months							
<b>Municipality</b>									
ABSA 9299946707			Depositor plus		140		25 051	2	25 053
NEBDANK 03/7881034971/000042		86 day s	Call Deposit	13/09/2019	233	7.85%	35 000		35 000
Investec 1 100 458 195 450		82 day s	Call Deposit	17/07/2019	120	7.54%	35 000	(35 000)	-
Standard Bank 28 847 690 5-004		65 day s	Call Deposit	03/08/2019	227	7.65%	35 000		35 000
Investec 1 100 458 195 451			Call Deposit				-		-
Investec 1 100 458 195 451		85 day s	Call Deposit	04/10/2019	151	7.7%	-	35 000	35 000
<b>Municipality sub-total</b>					872		130 051	2	130 053
<b>TOTAL INVESTMENTS AND INTEREST</b>	2				872		130 051	2	130 053



# Section 8 - Allocation and grant receipts and expenditure

## 8.1 Supporting Table SC6 – Grant receipts

WC026 Langeberg - Supporting Table SC6 Monthly Budget Statement - transfers and grant receipts - M01 July

Description	Ref	Budget Year 2019/20							
		2018/19							
		Pre-Audit Outcome	Original Budget	Adjusted Budget	Monthly actual	YearTD actual	YearTD budget	YTD variance	Full Year Forecast
<b>R thousands</b>									
<b>RECEIPTS:</b>									
<b>Operating Transfers and Grants</b>	1,2								
National Government:		81 237	87 607	-	34 200	34 200	7 301	26 899	368.5%
Local Government Equitable Share		73 093	79 200	-	33 000	33 000	6 800	26 400	400.0%
Municipal Infrastructure Grant (MIG)		2 819	2 867	-	939	939	239	700	293.0%
Financial Management Grant		1 550	1 550	-	-	-	129	(129)	-100.0%
EPWP Incentive		1 740	2 033	-	-	-	169	(169)	-100.0%
Integrated National Electrification Programme (Municipal Grant)	3	2 035	652	-	261	261	54	207	380.0%
Neighbourhood Development Partnership Grant (Technical Assistance)		-	1 304	-	-	-	109	(109)	-100.0%
Provincial Government:		26 787	30 712	-	-	-	2 559	(2 559)	-100.0%
Library Services		3 210	6 019	-	-	-	502	(502)	-100.0%
Library services:MRF		5 700	3 370	-	-	-	281	(281)	-100.0%
Municipal Maintenance and construction of Transport Infrastructure		-	124	-	-	-	10	(10)	-100.0%
Human Settlements Development Grant (Title Deed Restriction)		801	-	-	-	-	-	-	-
Human Settlements Development Grant (Beneficiaries)		16 385	20 490	-	-	-	1 708	(1 708)	-100.0%
Municipal Capacity Building Grant		-	-	-	-	-	-	-	-
Financial Management Capacity Building Grant		360	379	-	-	-	32	(32)	-100.0%
WC Financial Management Support Grant		330	330	-	-	-	28	(28)	-100.0%
Community Development Workers Grant		-	-	-	-	-	-	-	-
Fire Services Capacity Building Grant		-	-	-	-	-	-	-	-
Local Government Graduate Internship Grant		-	-	-	-	-	-	-	-
Housing Home Sanitation		-	-	-	-	-	-	-	-
Housing		-	-	-	-	-	-	-	-
Housing Emergency Grant		-	-	-	-	-	-	-	-
Installation of Basic Services Grant		-	-	-	-	-	-	-	-
Job Creation	4	-	-	-	-	-	-	-	-
Masakhane		-	-	-	-	-	-	-	-
Human Settlements - Deeds Transfer Grant		-	-	-	-	-	-	-	-
Training		-	-	-	-	-	-	-	-
District Municipality:		-	-	-	-	-	-	-	-
Project Assistance		-	-	-	-	-	-	-	-
CDWM - Tourism Route Development Project		-	-	-	-	-	-	-	-
Other grant providers:		-	-	-	-	-	-	-	-
<b>Total Operating Transfers and Grants</b>	5	<b>108 024</b>	<b>118 319</b>	<b>-</b>	<b>34 200</b>	<b>34 200</b>	<b>9 860</b>	<b>24 340</b>	<b>246.9%</b>
<b>Capital Transfers and Grants</b>									
National Government:		19 758	32 159	-	8 000	8 000	2 680	4 668	174.2%
Municipal Infrastructure Grant (MIG)		18 793	19 116	-	6 251	6 251	1 593	4 660	293.0%
Integrated National Electrification Programme (Municipal Grant)		965	4 348	-	1 739	1 739	362	-	4 348
Neighbourhood Development Partnership Grant (Capital)		-	8 696	-	-	-	725	-	8 696
Provincial Government:		24 846	-	-	-	-	-	-	-
Library Services - MRF		-	-	-	-	-	-	-	-
Emergency Drought Relief		-	-	-	-	-	-	-	-
Acceleration of Housing Delivery		-	-	-	-	-	-	-	-
Fire Services Capacity Building Grant		-	-	-	-	-	-	-	-
Drought Relief		-	-	-	-	-	-	-	-
Human Settlements Development Grant (Beneficiaries)		24 846	-	-	-	-	-	-	-
District Municipality:		-	500	-	-	-	-	-	500
Project Assistance		-	-	-	-	-	-	-	-
Construction of Boundary Walls at Sportsfields		-	-	-	-	-	-	-	-
Councillors laptops		-	500	-	-	-	-	-	500
Other grant providers:		-	-	-	-	-	-	-	-
<b>Total Capital Transfers and Grants</b>	5	<b>44 604</b>	<b>32 659</b>	<b>-</b>	<b>8 000</b>	<b>8 000</b>	<b>2 680</b>	<b>4 668</b>	<b>174.2%</b>
<b>TOTAL RECEIPTS OF TRANSFERS &amp; GRANTS</b>	5	<b>152 628</b>	<b>150 978</b>	<b>-</b>	<b>42 200</b>	<b>42 200</b>	<b>12 540</b>	<b>29 008</b>	<b>231.3%</b>



## 8.2 Supporting Table SC7 (1) – Grant expenditure

WC026 Langeberg - Supporting Table SC7(1) Monthly Budget Statement - transfers and grant expenditure - M01 July

Description	Ref	2018/19	Budget Year 2019/20							
		Pre-Audit Outcome	Original Budget	Adjusted Budget	Monthly actual	YearTD actual	YearTD budget	YTD variance	YTD variance %	Full Year Forecast
R thousands										
EXPENDITURE										
Operating expenditure of Transfers and Grants										
National Government:		81 722	87 607	-	33 537	33 537	7 301	26 237	359.4%	87 607
Local Government Equitable Share		73 093	79 200	-	33 000	33 000	6 600	26 400	400.0%	79 200
Municipal Infrastructure Grant (MIG)		3 305	2 867	-	187	187	239	(52)	-21.7%	2 867
Financial Management Grant		1 550	1 550	-	77	77	129	(52)	-40.6%	1 550
EPWP Incentive		1 740	2 033	-	169	169	169	(0)	-0.2%	2 033
Integrated National Electrification Programme (Municipal Grant)		2 035	652	-	104	104	54	50	92.0%	652
Neighbourhood Development Partnership Grant (Technical Assistance)		-	1 304	-	-	-	109	(109)	-100.0%	1 304
Provincial Government:		20 737	30 712	-	704	704	2 559	(1 855)	-72.5%	30 712
Library Services		3 050	6 019	-	252	252	502	(250)	-49.8%	6 019
Library services:MRF		5 358	3 370	-	453	453	281	172	61.2%	3 370
Municipal Maintenance and construction of Transport Infrastructure		1	124	-	-	-	10	(10)	-100.0%	124
Human Settlements Development Grant (Title Deed Restoration)		231	-	-	-	-	-	-	-	-
Human Settlements Development Grant (Beneficiaries)		11 645	20 490	-	-	-	1 708	(1 708)	-100.0%	20 490
Municipal Capacity Building Grant		-	-	-	-	-	-	-	-	-
Financial Management Capacity Building Grant		122	379	-	-	-	32	(32)	-100.0%	379
WC Financial Management Support Grant		330	330	-	-	-	28	(28)	-100.0%	330
Community Development Workers Grant		-	-	-	-	-	-	-	-	-
Fire Services Capacity Building Grant		-	-	-	-	-	-	-	-	-
Job Creation		-	-	-	-	-	-	-	-	-
Masakhane		-	-	-	-	-	-	-	-	-
Training		-	-	-	-	-	-	-	-	-
District Municipality:		-	-	-	-	-	-	-	-	-
Project Assistance		-	-	-	-	-	-	-	-	-
CDWM - Tourism Route Development Project		-	-	-	-	-	-	-	-	-
Bakery Project		-	-	-	-	-	-	-	-	-
CDWM Cultural Events		-	-	-	-	-	-	-	-	-
Ward Committees		-	-	-	-	-	-	-	-	-
Pre-paid Watermeters		-	-	-	-	-	-	-	-	-
Other grant providers:		-	-	-	-	-	-	-	-	-
Total operating expenditure of Transfers and Grants:		102 459	118 319	-	34 242	34 242	9 860	24 382	247.3%	118 319
Capital expenditure of Transfers and Grants										
National Government:		22 996	32 159	-	1 943	1 943	2 680	(737)	-27.5%	32 159
Municipal Infrastructure Grant (MIG)		22 030	19 116	-	1 247	1 247	1 593	(346)	-21.7%	19 116
Integrated National Electrification Programme (Municipal Grant)		965	4 348	-	696	696	362	333	92.0%	4 348
Neighbourhood Development Partnership Grant (Capital)		-	8 695	-	-	-	725	(725)	-100.0%	8 695
Provincial Government:		32 665	-	-	-	-	-	-	-	-
Library Services - MRF		-	-	-	-	-	-	-	-	-
Library Services - Conditional Grant		-	-	-	-	-	-	-	-	-
Emergency Drought Relief		-	-	-	-	-	-	-	-	-
Acceleration of Housing Delivery		-	-	-	-	-	-	-	-	-
Fire Services Capacity Building Grant		122	-	-	-	-	-	-	-	-
Housing Home Sanitation		-	-	-	-	-	-	-	-	-
Installation of Basic Services Grant		-	-	-	-	-	-	-	-	-
Drought Relief		4 314	-	-	-	-	-	-	-	-
Human Settlements Development Grant (Beneficiaries)		28 229	-	-	-	-	-	-	-	-
District Municipality:		609	500	-	-	-	42	(42)	-100.0%	500
Project Assistance		609	-	-	-	-	-	-	-	-
Construction of Boundary Walls at Sportsfields		-	-	-	-	-	-	-	-	-
Upgrade of Ablution Facilities at King Edward Sport Grounds		-	-	-	-	-	-	-	-	-
Councillors laptops		-	500	-	-	-	42	-	-	500
Other grant providers:		-	-	-	-	-	-	-	-	-
Total capital expenditure of Transfers and Grants:		56 270	32 659	-	1 943	1 943	2 722	(779)	-28.6%	32 659
TOTAL EXPENDITURE OF TRANSFERS AND GRANTS		158 729	150 978	-	36 184	36 184	12 582	23 603	187.6%	150 978

### 8.3 Supporting Table SC7 (2) – Grant expenditure rollovers

WC026 Langeberg - Supporting Table SC7(2) Monthly Budget Statement - Expenditure against approved rollovers - M01 July

Description	Ref	Budget Year 2019/20				
		Approved Rollover 2018/19	Monthly actual	YearTD actual	YTD variance	YTD variance %
R thousands						
<b>EXPENDITURE</b>						
<b>Operating expenditure of Approved Roll-overs</b>						
National Government:		-	-	-	-	
Municipal Infrastructure Grant (MIG)		-	-	-	-	
Provincial Government:		-	-	-	-	
Human Settlements Development Grant (Title Deed Restoration)		-	-	-	-	
Human Settlements Development Grant (Beneficiaries)		-	-	-	-	
Financial Management Capacity Building Grant		-	-	-	-	
<b>Total operating expenditure of Approved Roll-overs</b>		-	-	-	-	
<b>Capital expenditure of Approved Roll-overs</b>						
National Government:		-	-	-	-	
Municipal Infrastructure Grant (MIG)		-	-	-	-	
Provincial Government:		-	-	-	-	
Acceleration of Housing Delivery		-	-	-	-	
Fire Services Capacity Building Grant		-	-	-	-	
Drought Relief		-	-	-	-	
<b>Total capital expenditure of Approved Roll-overs</b>		-	-	-	-	
<b>TOTAL EXPENDITURE OF APPROVED ROLL-OVERS</b>		-	-	-	-	



## Section 9 - Employee related costs

### 9.1 Supporting Table SC8

The table below reports on the salaries, allowances and benefits of staff in terms of section 66 of the Local Government: Municipal Finance Management Act, 2003 (Act No 56 of 2003).

WC026 Langeberg - Supporting Table SC8 Monthly Budget Statement - councillor and staff benefits - M01 July

Summary of Employee and Councillor remuneration	Rel	2018/19	Budget Year 2019/20							
		Pre-Audit Outcome	Original Budget	Adjusted Budget	Monthly actual	YearTD actual	YearTD budget	YTD variance	YTD variance	Full Year Forecast
R thousands									%	
	1	A	B	C						D
<b>Councillors (Political Office Bearers plus Other)</b>										
Basic Salaries and Wages		-	-	-	-	-	-	-		-
Pension and UIF Contributions		-	-	-	84	84	-	84	100%	-
Medical Aid Contributions		-	-	-	7	7	-	7	100%	-
Motor Vehicle Allowance		-	-	-	43	43	-	43	100%	-
Cellphone Allowance		1 008	1 126	-	85	85	94	(9)	-9%	1 126
Housing Allowances		-	-	-	0	0	-	0	100%	-
Other benefits and allowances		9 550	10 124	-	668	668	844	(176)	-21%	10 124
<b>Sub Total - Councillors</b>		10 558	11 250	-	887	887	938	(50)	-5%	11 250
<b>% Increase</b>	4		6.6%							6.6%
<b>Senior Managers of the Municipality</b>										
Basic Salaries and Wages		6 947	7 591	-	633	633	633	1	0%	7 591
Pension and UIF Contributions		1 250	1 366	-	114	114	114	0	0%	1 366
Medical Aid Contributions		84	108	-	8	8	9	(1)	-6%	108
Overtime		-	-	-	-	-	-	-		-
Performance Bonus		358	885	-	-	-	-	-		885
Motor Vehicle Allowance		434	437	-	36	36	36	(0)	-1%	437
Cellphone Allowance		275	275	-	24	24	23	1	3%	275
Housing Allowances		-	-	-	-	-	-	-		-
Other benefits and allowances		-	-	-	-	-	-	-		-
Payments in lieu of leave		-	-	-	-	-	-	-		-
Long service awards		-	-	-	-	-	-	-		-
Post-retirement benefit obligations		-	-	-	-	-	-	-		-
<b>Sub Total - Senior Managers of Municipality</b>		9 348	10 662	-	815	815	815	1	0%	10 662
<b>% Increase</b>	4		14.1%							14.1%
<b>Other Municipal Staff</b>										
Basic Salaries and Wages		119 826	129 961	-	9 661	9 661	10 836	(1 175)	-11%	129 961
Pension and UIF Contributions		20 060	24 137	-	1 794	1 794	2 012	(218)	-11%	24 137
Medical Aid Contributions		5 840	6 052	-	510	510	504	6	1%	6 052
Overtime		7 581	6 424	-	3	3	535	(532)	-99%	6 424
Performance Bonus		-	10 671	-	-	-	889	(889)	-100%	10 671
Motor Vehicle Allowance		5 076	5 548	-	395	395	546	(151)	-28%	5 548
Cellphone Allowance		489	683	-	38	38	57	(19)	-33%	683
Housing Allowances		1 828	1 599	-	155	155	133	21	16%	1 599
Other benefits and allowances		4 208	5 079	-	65	65	423	(359)	-85%	5 079
Payments in lieu of leave		3 788	1 575	-	-	-	131	(131)	-100%	1 575
Long service awards		889	965	-	-	-	80	(80)	-100%	965
Post-retirement benefit obligations		7 071	5 634	-	-	-	470	(470)	-100%	5 634
<b>Sub Total - Other Municipal Staff</b>		176 657	199 327	-	12 621	12 621	16 617	(3 996)	-24%	199 327
<b>% Increase</b>	4		12.8%							12.8%
<b>TOTAL SALARY, ALLOWANCES &amp; BENEFITS</b>		196 563	221 239	-	14 323	14 323	18 369	(4 045)	-22%	221 239
<b>% Increase</b>	4		12.8%							12.6%
<b>TOTAL MANAGERS AND STAFF</b>		186 005	209 989	-	13 436	13 436	17 431	(3 995)	-23%	209 989

# Section 10 - Capital programme performance

## 10.1 Supporting Table SC12

WC026 Langeberg - Supporting Table SC12 Monthly Budget Statement - capital expenditure trend - M01 July

Month	2018/19	Budget Year 2019/20							
	Pre-Audit Outcome	Original Budget	Adjusted Budget	Monthly actual	YearTD actual	YearTD budget	YTD variance	YTD variance %	% spend of Original Budget
R thousands									
<b>Monthly expenditure performance trend</b>									
July	243	2 127	-	2 441	2 441	2 127	(315)	-14,8%	3%
August	2 669	2 391	-	-	-	4 517	-	-	-
September	22 227	14 054	-	-	-	18 571	-	-	-
October	11 088	7 594	-	-	-	26 165	-	-	-
November	12 236	10 207	-	-	-	36 372	-	-	-
December	9 885	5 841	-	-	-	42 214	-	-	-
January	1 115	3 227	-	-	-	45 440	-	-	-
February	6 137	5 610	-	-	-	51 051	-	-	-
March	2 526	7 746	-	-	-	58 797	-	-	-
April	7 039	8 369	-	-	-	67 165	-	-	-
May	6 203	9 733	-	-	-	76 898	-	-	-
June	10 667	18 536	-	-	-	95 434	-	-	-
<b>Total Capital expenditure</b>	<b>92 036</b>	<b>95 434</b>	<b>-</b>	<b>2 441</b>					

Chart C1 2019/20 Capital Expenditure Monthly Trend: actual v target

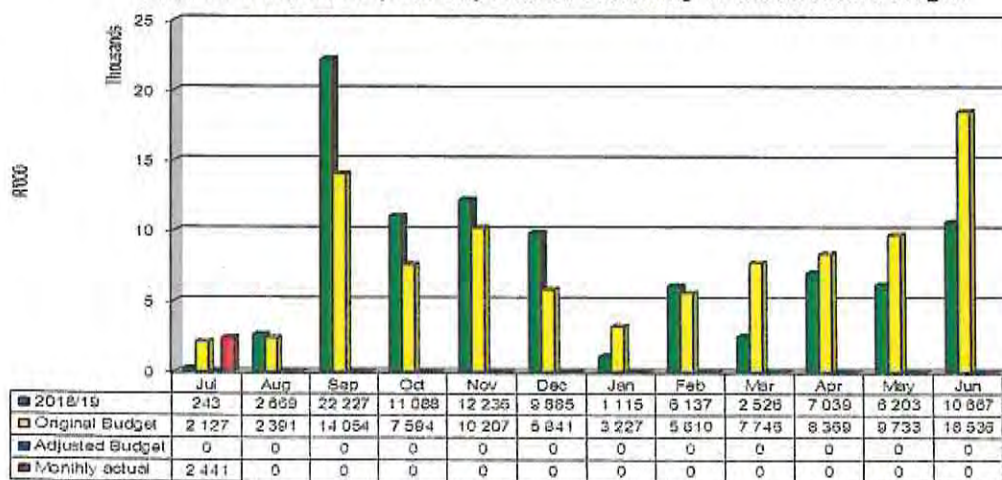
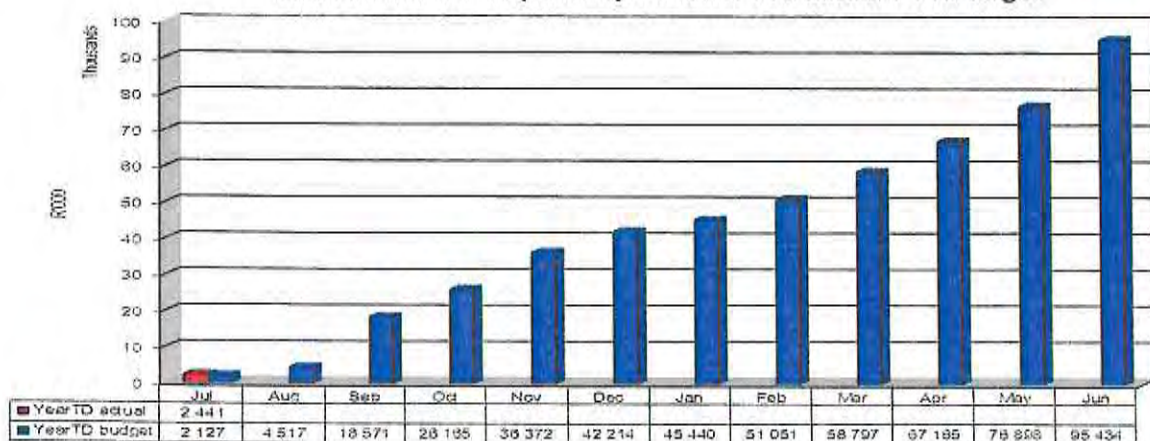


Chart C2 2019/20 Capital Expenditure: YTD actual v YTD target



MONTHLY BUDGET STATEMENT FOR JULY 2019



## 10.2 Supporting Tables SC13

### 10.2.1 Supporting Table SC13a

WC026 Langeberg - Supporting Table SC13a Monthly Budget Statement - capital expenditure on new assets by asset class - M01 July

Description	Ref	2018/19	Budget Year 2019/20							
		Pre-Audit Outcome	Original Budget	Adjusted Budget	Monthly actual	YearTD actual	YearTD budget	YTD variance	YTD variance %	Full Year Forecast
R thousands	1									
<b>Capital expenditure on new assets by Asset Class/Sub-class</b>										
<b>Infrastructure</b>		44 376	30 525	-	1 184	1 184	525	(659)	-125.7%	30 525
Roads Infrastructure		-	-	-	-	-	-	-	-	-
Storm water Infrastructure		-	-	-	-	-	-	-	-	-
Electrical Infrastructure		4 895	26 005	-	1 184	1 184	447	(737)	-164.8%	26 005
HV Substations		-	9 274	-	-	-	161	161	100.0%	9 274
MV Switching Stations		-	9 284	-	-	-	159	159	100.0%	9 284
MV Networks		3 881	-	-	-	-	-	-	-	-
LV Networks		1 014	7 446	-	1 184	1 184	128	(1 056)	-827.9%	7 446
Water Supply Infrastructure		39 052	4 500	-	-	-	77	77	100.0%	4 500
Sanitation Infrastructure		297	20	-	-	-	0	0	100.0%	20
Waste Water Treatment Works		-	20	-	-	-	0	0	100.0%	20
Toilet Facilities		297	-	-	-	-	-	-	-	-
Solid Waste Infrastructure		132	-	-	-	-	-	-	-	-
Landfill Sites		132	-	-	-	-	-	-	-	-
Rail Infrastructure		-	-	-	-	-	-	-	-	-
Coastal Infrastructure		-	-	-	-	-	-	-	-	-
Information and Communication Infrastructure		-	-	-	-	-	-	-	-	-
<b>Community Assets</b>		459	-	-	-	-	-	-	-	-
Community Facilities		459	-	-	-	-	-	-	-	-
Halls		459	-	-	-	-	-	-	-	-
Sport and Recreation Facilities		-	-	-	-	-	-	-	-	-
<b>Heritage assets</b>		-	-	-	-	-	-	-	-	-
<b>Investment properties</b>		-	-	-	-	-	-	-	-	-
Revenue Generating		-	-	-	-	-	-	-	-	-
Non-revenue Generating		-	-	-	-	-	-	-	-	-
<b>Other assets</b>		94	200	-	-	-	3	3	100.0%	200
Operational Buildings		94	200	-	-	-	3	3	100.0%	200
Municipal Offices		94	200	-	-	-	3	3	100.0%	200
Housing		-	-	-	-	-	-	-	-	-
<b>Biological or Cultivated Assets</b>		-	-	-	-	-	-	-	-	-
<b>Intangible Assets</b>		-	-	-	-	-	-	-	-	-
Servitudes		-	-	-	-	-	-	-	-	-
Licences and Rights		-	-	-	-	-	-	-	-	-
<b>Computer Equipment</b>		718	2 540	-	-	-	535	535	100.0%	2 540
Computer Equipment		718	2 540	-	-	-	535	535	100.0%	2 540
<b>Furniture and Office Equipment</b>		224	910	-	-	-	16	16	100.0%	910
Furniture and Office Equipment		224	910	-	-	-	16	16	100.0%	910
<b>Machinery and Equipment</b>		3 110	2 659	-	10	10	46	35	77.0%	2 659
Machinery and Equipment		3 110	2 659	-	10	10	46	35	77.0%	2 659
<b>Transport Assets</b>		3 165	1 000	-	-	-	17	17	100.0%	1 000
Transport Assets		3 165	1 000	-	-	-	17	17	100.0%	1 000
<b>Land</b>		-	-	-	-	-	-	-	-	-
<b>Zoo's, Marine and Non-biological Animals</b>		-	-	-	-	-	-	-	-	-
<b>Total Capital Expenditure on new assets</b>	1	52 145	37 834	-	1 194	1 194	1 141	(53)	-4.7%	37 834



## 10.2.2 Supporting Table SC13b

WC026 Langeberg - Supporting Table SC13b Monthly Budget Statement - capital expenditure on renewal of existing assets by asset class - M01 July

Description	Ref	2018/19	Budget Year 2019/20							
		Pre-Audit Outcome	Original Budget	Adjusted Budget	Monthly actual	YearTD actual	YearTD budget	YTD variance	YTD variance %	Full Year Forecast
R thousands	1									
<b>Capital expenditure on renewal of existing assets by Asset Class/Sub-class</b>										
<b>Infrastructure</b>		9 300	19 104	-	-	-	327	327	100.0%	19 104
Roads Infrastructure		5 837	8 140	-	-	-	139	139	100.0%	8 140
Roads		5 837	8 140	-	-	-	139	139	100.0%	8 140
Storm water Infrastructure		-	-	-	-	-	-	-	-	-
Electrical Infrastructure		3 464	9 763	-	-	-	167	167	100.0%	9 763
HV Substations		509	-	-	-	-	-	-	-	-
HV Switching Station		-	4 284	-	-	-	73	73	100.0%	4 284
MV Substations		842	-	-	-	-	-	-	-	-
MV Switching Stations		-	-	-	-	-	-	-	-	-
MV Networks		1 670	5 479	-	-	-	94	94	100.0%	5 479
LV Networks		442	-	-	-	-	-	-	-	-
Water Supply Infrastructure		-	-	-	-	-	-	-	-	-
Sanitation Infrastructure		-	1 000	-	-	-	17	17	100.0%	1 000
Reticulation		-	1 000	-	-	-	17	17	100.0%	1 000
Solid Waste Infrastructure		-	200	-	-	-	3	3	100.0%	200
Waste Processing Facilities		-	200	-	-	-	3	3	100.0%	200
Rail Infrastructure		-	-	-	-	-	-	-	-	-
Coastal Infrastructure		-	-	-	-	-	-	-	-	-
Information and Communication Infrastructure		-	-	-	-	-	-	-	-	-
<b>Community Assets</b>		468	-	-	-	-	-	-	-	-
Community Facilities		-	-	-	-	-	-	-	-	-
Sport and Recreation Facilities		468	-	-	-	-	-	-	-	-
Outdoor Facilities		468	-	-	-	-	-	-	-	-
<b>Heritage assets</b>		-	-	-	-	-	-	-	-	-
<b>Investment properties</b>		-	-	-	-	-	-	-	-	-
Revenue Generating		-	-	-	-	-	-	-	-	-
Non-revenue Generating		-	-	-	-	-	-	-	-	-
<b>Other assets</b>		-	475	-	-	-	8	8	100.0%	475
Operational Buildings		-	475	-	-	-	8	8	100.0%	475
Stores		-	475	-	-	-	8	8	100.0%	475
Housing		-	-	-	-	-	-	-	-	-
<b>Biological or Cultivated Assets</b>		-	-	-	-	-	-	-	-	-
<b>Intangible Assets</b>		-	-	-	-	-	-	-	-	-
Servitudes		-	-	-	-	-	-	-	-	-
Licences and Rights		-	-	-	-	-	-	-	-	-
<b>Computer Equipment</b>		-	-	-	-	-	-	-	-	-
<b>Furniture and Office Equipment</b>		-	-	-	-	-	-	-	-	-
<b>Machinery and Equipment</b>		-	-	-	-	-	-	-	-	-
<b>Transport Assets</b>		-	-	-	-	-	-	-	-	-
<b>Land</b>		-	-	-	-	-	-	-	-	-
<b>Zoo's, Marine and Non-biological Animals</b>		-	-	-	-	-	-	-	-	-
<b>Total Capital Expenditure on renewal of existing assets</b>	1	9 768	19 579	-	-	-	335	335	100.0%	19 579

# 10.2.3 Supporting Table SC13c

WC026 Langeberg - Supporting Table SC13c Monthly Budget Statement - expenditure on repairs and maintenance by asset class - M01 July

Description	Ref	2017/18	Budget Year 2019/20							Full Year Forecast
		Pre-Audit Outcome	Original Budget	Adjusted Budget	Monthly actual	YearTD actual	YearTD budget	YTD variance	YTD variance %	
R thousands	1									
<b>Repairs and maintenance expenditure by Asset Class/Sub-class</b>										
<b>Infrastructure</b>		24 269	14 212	-	209	209	1 110	901	81.2%	14 212
Roads Infrastructure		1 545	2 124	-	-	-	291	291	100.0%	2 124
Roads		8	2 124	-	-	-	291	291	100.0%	2 124
Road Structures		1 537	-	-	-	-	-	-	-	-
Storm water Infrastructure		3 131	650	-	10	10	-	(10)	#DIV/0!	650
Drainage Collection		-	650	-	10	10	-	(10)	#DIV/0!	650
Storm water Conveyance		3 131	-	-	-	-	-	-	-	-
Electrical Infrastructure		2 738	3 449	-	136	136	266	151	52.6%	3 449
HV Substations		13	40	-	-	-	3	3	100.0%	40
HV Transmission Conductors		22	17	-	-	-	1	1	100.0%	17
MV Substations		162	447	-	-	-	37	37	100.0%	447
MV Switching Stations		5	227	-	-	-	19	19	100.0%	227
MV Networks		574	845	-	17	17	70	53	75.3%	845
LV Networks		1 963	1 874	-	119	119	156	37	23.8%	1 874
Water Supply Infrastructure		7 912	3 596	-	52	52	214	162	75.7%	3 596
Dams and Weirs		2 081	123	-	-	-	10	10	100.0%	123
Boreholes		2	-	-	-	-	-	-	-	-
Reservoirs		139	-	-	-	-	-	-	-	-
Pump Stations		2 076	3 343	-	42	42	203	161	79.3%	3 343
Bulk Mains		95	-	-	-	-	-	-	-	-
Distribution		3 519	130	-	10	10	-	(10)	#DIV/0!	130
Sanitation Infrastructure		2 745	3 740	-	10	10	264	254	96.2%	3 740
Pump Station		1 855	2 680	-	10	10	177	167	94.3%	2 680
Retreatment		279	-	-	-	-	-	-	-	-
Waste Water Treatment Works		611	1 050	-	-	-	88	88	100.0%	1 050
Solid Waste Infrastructure		6 171	213	-	0	0	16	17	97.4%	213
Landfill Sites		6 171	107	-	0	0	9	8	94.7%	107
Waste Processing Facilities		-	106	-	-	-	9	9	100.0%	106
Rail Infrastructure		-	-	-	-	-	-	-	-	-
Coastal Infrastructure		-	-	-	-	-	-	-	-	-
Information and Communication Infrastructure		27	440	-	-	-	37	37	100.0%	440
Data Centres		-	150	-	-	-	13	13	100.0%	150
Core Layers		-	260	-	-	-	22	22	100.0%	260
Distribution Layers		27	30	-	-	-	3	3	100.0%	30
<b>Community Assets</b>		1 178	3 848	-	9	9	418	409	97.8%	3 848
Community Facilities		1 064	2 728	-	9	9	325	315	97.2%	2 728
Halls		64	840	-	1	1	56	54	97.5%	840
Centres		10	60	-	-	-	5	5	100.0%	60
Fire/Ambulance Stations		-	340	-	-	-	29	29	100.0%	340
Libraries		133	75	-	0	0	75	75	99.8%	75
Cemeteries/Crematoria		10	42	-	-	-	28	28	100.0%	42
Public Open Space		846	193	-	3	3	16	13	79.2%	193
Nature Reserves		-	927	-	3	3	77	74	95.8%	927
Public Ablution Facilities		-	450	-	1	1	38	37	98.0%	450
Sport and Recreation Facilities		114	1 120	-	-	-	93	93	100.0%	1 120
Outdoor Facilities		114	1 120	-	-	-	93	93	100.0%	1 120
<b>Heritage assets</b>		-	-	-	-	-	-	-	-	-
<b>Investment properties</b>		-	124	-	-	-	22	22	100.0%	124
Revenue Generating		-	124	-	-	-	22	22	100.0%	124
Unimproved Property		-	124	-	-	-	22	22	100.0%	124
Non-revenue Generating		-	-	-	-	-	-	-	-	-
<b>Other assets</b>		510	1 706	-	4	4	142	138	97.8%	1 706
Operational Buildings		510	1 205	-	4	4	100	96	95.7%	1 206
Municipal Offices		508	1 205	-	4	4	100	96	95.7%	1 206
Workshops		2	-	-	-	-	-	-	-	-
Housing		-	500	-	-	-	42	42	100.0%	500
Social Housing		-	500	-	-	-	42	42	100.0%	500
<b>Biological or Cultivated Assets</b>		-	-	-	-	-	-	-	-	-
<b>Intangible Assets</b>		32	-	-	-	-	-	-	-	-
Licences and Rights		32	-	-	-	-	-	-	-	-
Computer Software and Applications		32	-	-	-	-	-	-	-	-
<b>Computer Equipment</b>		119	80	-	-	-	7	7	100.0%	80
Computer Equipment		119	80	-	-	-	7	7	100.0%	80
<b>Furniture and Office Equipment</b>		878	419	-	8	8	40	32	79.5%	419
Furniture and Office Equipment		878	419	-	8	8	40	32	79.5%	419
<b>Machinery and Equipment</b>		275	982	-	0	0	90	90	99.6%	982
Machinery and Equipment		275	982	-	0	0	90	90	99.6%	982
<b>Transport Assets</b>		3 207	5 968	-	111	111	500	388	77.7%	5 968
Transport Assets		3 207	5 968	-	111	111	500	388	77.7%	5 968
<b>Land</b>		-	-	-	-	-	-	-	-	-
<b>Zoo's, Marine and Non-biological Animals</b>		-	-	-	-	-	-	-	-	-
<b>Total Repairs and Maintenance Expenditure</b>	1	30 470	27 338	-	342	342	2 329	1 987	85.3%	27 338



# 10.2.4 Supporting Table SC13d

WC026 Langeberg - Supporting Table SC13d Monthly Budget Statement - depreciation by asset class - M01 July

Description	Ref	Budget Year 2019/20								
		2018/19	Original Budget	Adjusted Budget	Monthly actual	YearTD actual	YearTD budget	YTD variance	YTD variance %	Full Year Forecast
R thousands	1									
<b>Depreciation by Asset Class/Sub-class</b>										
<b>Infrastructure</b>		13 730	16 145	-	-	-	1 345	1 345	100.0%	16 145
Roads Infrastructure		3 140	3 764	-	-	-	314	314	100.0%	3 764
Roads		2 830	3 424	-	-	-	285	285	100.0%	3 424
Road Structures		204	224	-	-	-	19	19	100.0%	224
Road Furniture		106	116	-	-	-	10	10	100.0%	116
Storm water Infrastructure		516	586	-	-	-	49	49	100.0%	586
Drainage Collection		516	586	-	-	-	49	49	-2.3%	586
Electrical Infrastructure		3 103	3 723	-	-	-	310	310	100.0%	3 723
HV Substations		358	657	-	-	-	55	55	100.0%	657
HV Switching Station		236	19	-	-	-	2	2	100.0%	19
MV Substations		703	831	-	-	-	69	69	100.0%	831
MV Switching Stations		17	-	-	-	-	-	-	-	-
MV Networks		1 031	1 297	-	-	-	108	108	100.0%	1 297
LV Networks		758	919	-	-	-	77	77	100.0%	919
Water Supply Infrastructure		3 340	4 116	-	-	-	343	343	100.0%	4 116
Dams and Weirs		200	219	-	-	-	18	18	100.0%	219
Boreholes		2	20	-	-	-	2	2	100.0%	20
Reservoirs		530	671	-	-	-	56	56	100.0%	671
Pump Stations		568	648	-	-	-	54	54	100.0%	648
Water Treatment Works		782	877	-	-	-	73	73	100.0%	877
Distribution		1 257	1 680	-	-	-	140	140	100.0%	1 680
Sanitation Infrastructure		2 545	2 842	-	-	-	237	237	100.0%	2 842
Pump Station		164	180	-	-	-	16	16	100.0%	180
Reliculation		487	569	-	-	-	47	47	100.0%	569
Waste Water Treatment Works		1 840	2 023	-	-	-	169	169	100.0%	2 023
Toilet Facilities		55	62	-	-	-	5	5	100.0%	62
Solid Waste Infrastructure		1 062	1 087	-	-	-	91	91	100.0%	1 087
Landfill Sites		216	165	-	-	-	14	14	100.0%	165
Waste Transfer Stations		845	922	-	-	-	77	77	100.0%	922
Waste Drop-off Points		-	-	-	-	-	-	-	-	-
Information and Communication Infrastructure		24	26	-	-	-	2	2	100.0%	26
Core Layers		-	26	-	-	-	2	2	100.0%	26
<b>Community Assets</b>		1 943	1 928	-	-	-	161	161	100.0%	1 928
Community Facilities		1 373	1 407	-	-	-	117	117	100.0%	1 407
Halls		198	207	-	-	-	17	17	100.0%	207
Centres		280	306	-	-	-	26	26	100.0%	306
Creches		6	8	-	-	-	1	1	100.0%	8
Clinics/Care Centres		41	45	-	-	-	4	4	100.0%	45
Fire/Ambulance Stations		42	46	-	-	-	4	4	100.0%	46
Museums		4	4	-	-	-	0	0	100.0%	4
Libraries		447	464	-	-	-	39	39	100.0%	464
Canteens/Canteen		94	79	-	-	-	7	7	100.0%	79
Parks		133	110	-	-	-	9	9	100.0%	110
Public Open Space		1	1	-	-	-	0	0	100.0%	1
Nature Reserves		28	30	-	-	-	3	3	100.0%	30
Public Ablution Facilities		29	32	-	-	-	3	3	100.0%	32
Airports		0	-	-	-	-	-	-	-	-
Taxi Ranks/Bus Terminals		69	75	-	-	-	6	6	100.0%	75
Capital Spares		-	-	-	-	-	-	-	-	-
Sport and Recreation Facilities		571	522	-	-	-	44	44	100.0%	522
Outdoor Facilities		571	522	-	-	-	44	44	100.0%	522
<b>Investment properties</b>		50	50	-	-	-	4	4	100.0%	50
Revenue Generating		50	50	-	-	-	4	4	100.0%	50
Improved Property		50	50	-	-	-	4	4	100.0%	50
<b>Other assets</b>		2 978	621	-	-	-	52	52	100.0%	621
Operational Buildings		2 967	591	-	-	-	49	49	100.0%	591
Municipal Offices		2 879	492	-	-	-	41	41	100.0%	492
Workshops		13	14	-	-	-	1	1	100.0%	14
Stores		75	84	-	-	-	7	7	100.0%	84
Housing		10	30	-	-	-	3	3	100.0%	30
Social Housing		10	30	-	-	-	3	3	100.0%	30
<b>Intangible Assets</b>		268	368	-	-	-	31	31	100.0%	368
Licences and Rights		268	368	-	-	-	31	31	100.0%	368
Computer Software and Applications		268	368	-	-	-	31	31	100.0%	368
<b>Computer Equipment</b>		1 867	1 445	-	-	-	120	120	100.0%	1 445
Computer Equipment		1 867	1 445	-	-	-	120	120	100.0%	1 445
<b>Furniture and Office Equipment</b>		1 503	712	-	-	-	59	59	100.0%	712
Furniture and Office Equipment		1 503	712	-	-	-	59	59	100.0%	712
<b>Machinery and Equipment</b>		1 116	1 261	-	-	-	105	105	100.0%	1 261
Machinery and Equipment		1 116	1 261	-	-	-	105	105	100.0%	1 261
<b>Transport Assets</b>		2 206	2 552	-	-	-	213	213	100.0%	2 552
Transport Assets		2 206	2 552	-	-	-	213	213	100.0%	2 552
<b>Total Depreciation</b>	1	25 658	25 081	-	-	-	2 090	2 090	100.0%	25 081

## 10.2.5 Supporting Table SC13e

WC026 Langeberg - Supporting Table SC13e Monthly Budget Statement - capital expenditure on upgrading of existing assets by asset class - M01 July

Description		Ref	2018/19	Budget Year 2019/20								
			Pre-Audit Outcome	Original Budget	Adjusted Budget	Monthly actual	YearTD actual	YearTD budget	YTD variance	YTD variance %	Full Year Forecast	
R thousands		1										
<u>Capital expenditure on upgrading of existing assets by Asset Class/Sub-class</u>												
<u>Infrastructure</u>			15 909	25 775	-	1 247	1 247	441	(806)	-182.7%	25 775	
Roads Infrastructure			11 982	21 975	-	1 247	1 247	376	(871)	-231.6%	21 975	
Roads			11 982	21 975	-	1 247	1 247	376	(871)	-231.6%	21 975	
Storm water Infrastructure			-	-	-	-	-	-	-	-	-	
Electrical Infrastructure			3 926	-	-	-	-	-	-	-	-	
HV Substations			403	-	-	-	-	-	-	-	-	
MV Substations			55	-	-	-	-	-	-	-	-	
MV Networks			3 469	-	-	-	-	-	-	-	-	
Water Supply Infrastructure			-	2 500	-	-	-	43	43	100.0%	2 500	
Water Treatment Works			-	2 500	-	-	-	43	43	100.0%	2 500	
Sanitation Infrastructure			-	-	-	-	-	-	-	-	-	
Solid Waste Infrastructure			1	1 300	-	-	-	22	22	100.0%	1 300	
Waste Drop-off Points			1	1 300	-	-	-	22	22	100.0%	1 300	
Rail Infrastructure			-	-	-	-	-	-	-	-	-	
Coastal Infrastructure			-	-	-	-	-	-	-	-	-	
Information and Communication Infrastructure			-	-	-	-	-	-	-	-	-	
<u>Community Assets</u>			12 582	3 550	-	-	-	61	61	100.0%	3 550	
Community Facilities			-	750	-	-	-	13	13	100.0%	750	
Halls			-	750	-	-	-	13	13	100.0%	750	
Sport and Recreation Facilities			12 582	2 800	-	-	-	48	48	100.0%	2 800	
Indoor Facilities			11	-	-	-	-	-	-	-	-	
Outdoor Facilities			12 571	2 800	-	-	-	48	48	100.0%	2 800	
<u>Heritage assets</u>			-	-	-	-	-	-	-	-	-	
<u>Investment properties</u>			-	-	-	-	-	-	-	-	-	
Revenue Generating			-	-	-	-	-	-	-	-	-	
Non-revenue Generating			-	-	-	-	-	-	-	-	-	
<u>Other assets</u>			1 632	8 696	-	-	-	149	149	100.0%	8 696	
Operational Buildings			1 632	8 696	-	-	-	149	149	100.0%	8 696	
Municipal Offices			1 632	8 696	-	-	-	149	149	100.0%	8 696	
Housing			-	-	-	-	-	-	-	-	-	
<u>Biological or Cultivated Assets</u>			-	-	-	-	-	-	-	-	-	
<u>Intangible Assets</u>			-	-	-	-	-	-	-	-	-	
Licences and Rights			-	-	-	-	-	-	-	-	-	
<u>Computer Equipment</u>			-	-	-	-	-	-	-	-	-	
<u>Furniture and Office Equipment</u>			-	-	-	-	-	-	-	-	-	
<u>Machinery and Equipment</u>			-	-	-	-	-	-	-	-	-	
<u>Transport Assets</u>			-	-	-	-	-	-	-	-	-	
<u>Land</u>			-	-	-	-	-	-	-	-	-	
<u>Zoo's, Marine and Non-biological Animals</u>			-	-	-	-	-	-	-	-	-	
Total Capital Expenditure on upgrading of existing assets			1	30 122	38 021	-	1 247	1 247	651	(597)	-91.7%	38 021



## **Section 11 - Material variances to the SDBIP**

### **12.1 Overview**

The report on the SDBIP is prepared by the Directorate: Strategy and Social Development and is tabled as a separate report to council on a quarterly basis.

## Section 12 - Municipal manager's quality certification

### QUALITY CERTIFICATE

I, Soyisile A Mokweni, the municipal manager of Langeberg Municipality, hereby certify that -

(mark as appropriate)


- ☒ the monthly budget statement
- ☐ quarterly report on the implementation of the budget and financial state of affairs of the municipality
- ☐ mid-year budget and performance assessment

for the month of July 2019 of 2019/2020 has been prepared in accordance with the Municipal Finance Management Act and regulations made under that Act.

Print Name      S A Mokweni  

Municipal Manager of Langeberg Municipality (WC026)

Signature



Date              15 August 2019

## **Section 13 - Detailed Capital Expenditure as at 31 July 2019**

# CAPITAL BUDGET 2019/20 MTREF

Vote number	Project	Ward	Annual / Adjusted Budget	Expenditure for the Month	Year to Date Actual	Orders	Total Expenditure	Total Expenditure vs Budget	Balance	Actual Expenditure vs Budget	SOURCE
<b>VOTE 2: EXECUTIVE &amp; COUNCIL</b>											
Municipal Manager											
9/108-53901-101	Vehicles	All	1 000 000	0.00	0.00	0.00	0.00	0.00%	1 000 000	0.00%	CRR
<b>Total Municipal Manager</b>			1 000 000	0.00	0.00	0.00	0.00	0.00%	1 000 000	0.00%	
<b>TOTAL: EXECUTIVE &amp; COUNCIL</b>											
			1 000 000	0.00	0.00	0.00	0.00	0.00%	1 000 000	0.00%	
<b>VOTE 3: STRATEGY &amp; SOCIAL DEVELOPMENT DIRECTORATE</b>											
Strategy & Social Development											
9/110-52101-103	Equipment	All	500 000	0.00	0.00	126 857.04	126 857.04	25.37%	373 142.96	0.00%	CRR
9/110-44502-102	Neighbourhood Development Partnership (Business)	All	8 695 650	0.00	0.00	0.00	0.00	0.00%	8 695 650.00	0.00%	NDPG
<b>Total Strategy &amp; Social Development</b>			9 195 650	0.00	0.00	126 857.04	126 857.04	1.38%	9 068 792.96	0.00%	
Information Technology											
9/113-52001-104	General ICT Needs	All	540 000	0.00	0.00	0.00	0.00	0.00%	540 000.00	0.00%	CRR
9/113-52002-105	Upgrade ICT Infrastructure	All	1 500 000	0.00	0.00	0.00	0.00	0.00%	1 500 000.00	0.00%	CRR
9/113-52003-190	IT Equipment Councilors - CWDIM Grant	All	500 000	0.00	0.00	434 782.61	434 782.61	86.96%	65 217.39	0.00%	CWDIM
<b>Total Information Technology</b>			2 540 000	0.00	0.00	434 782.61	434 782.61	17.12%	2 105 217.39	0.00%	
<b>TOTAL: STRATEGY &amp; SOCIAL DEVELOPMENT DIRECTORATE</b>			11 735 650	0.00	0.00	561 639.65	561 639.65	4.79%	11 174 010.35	0.00%	
<b>VOTE 4: CORPORATE SERVICES DIRECTORATE</b>											
Traffic											
9/123-53801-107	Prolazer 4 speed camera	All	150 000	0.00	0.00	0.00	0.00	0.00%	150 000.00	0.00%	CRR
<b>Total Traffic</b>			150 000	0.00	0.00	0.00	0.00	0.00%	150 000.00	0.00%	
Property Building and Maintenance											
9/125-50601-108	Alterations/Upgrading of Municipal Offices	All	200 000	0.00	0.00	0.00	0.00	0.00%	200 000.00	0.00%	CRR
<b>Total Property Building and Maintenance</b>			200 000	0.00	0.00	0.00	0.00	0.00%	200 000.00	0.00%	
Corporate Services											
9/120-52101-106	Office Furniture & Equipment	All	300 000	0.00	0.00	8 865.22	8 865.22	2.96%	291 134.78	0.00%	CRR
<b>Total Corporate Services</b>			300 000	0.00	0.00	8 865.22	8 865.22	2.96%	291 134.78	0.00%	
<b>TOTAL: CORPORATE SERVICES DIRECTORATE</b>			650 000	0.00	0.00	8 865.22	8 865.22	1.36%	641 134.78	0.00%	



# CAPITAL BUDGET 2019/20 MTRF

Vote number	Project	Ward	Annual / Adjusted Budget	Expenditure for the Month	Year to Date Actual	Orders	Total Expenditure	Total Expenditure vs Budget	Balance	Actual Expenditure vs Budget	SOURCE
VOTE 6: ENGINEERING SERVICES DIRECTORATE											
Water											
9/146-22901-150	Upgrading fillers in Montagu WTW	7,11,12	2 500 000	0.00	0.00	0.00	0.00	0.00%	2 500 000.00	0.00%	CRR
	Total Water		2 500 000	0.00	0.00	0.00	0.00	0.00%	2 500 000.00	0.00%	
Sewerage											
9/140-33701-143	Purchase submersible pumps for WWTW Ashton	9,10	5 000	0.00	0.00	0.00	0.00	0.00%	5 000.00	0.00%	CRR
9/140-33702-144	Purchase submersible pumps for WWTW Robertson	1,2,3,6	5 000	0.00	0.00	0.00	0.00	0.00%	5 000.00	0.00%	CRR
9/140-33703-145	Purchase submersible pumps for WWTW Montagu	7,11,12	5 000	0.00	0.00	0.00	0.00	0.00%	5 000.00	0.00%	CRR
9/140-33704-146	Purchase submersible pumps for WWTW Bonnievale	4,8	5 000	0.00	0.00	0.00	0.00	0.00%	5 000.00	0.00%	CRR
9/140-53805-147	Purchase high pressure jetting machine Montagu	7,11,12	100 000	0.00	0.00	0.00	0.00	0.00%	100 000.00	0.00%	CRR
9/140-13606-142	Upgrading Muiskraalkop Sewerage outflow	2	1 000 000	0.00	0.00	0.00	0.00	0.00%	1 000 000.00	0.00%	CRR
	Total Sewerage		1 120 000	0.00	0.00	0.00	0.00	0.00%	1 120 000.00	0.00%	
Cleansing											
9/135-17-53801-138	Purchase of wheelie bins - Montagu	7,11,12	1 500 000	0.00	0.00	0.00	0.00	0.00%	1 500 000.00	0.00%	CRR
9/135-17-53802-139	Purchase Of Skips For Transfer Stations - Whole of M	All	300 000	0.00	0.00	0.00	0.00	0.00%	300 000.00	0.00%	CRR
9/135-18-11102-140	Upgrading Of Ashton Material Recovery Facility	All	200 000	0.00	0.00	0.00	0.00	0.00%	200 000.00	0.00%	CRR
9/135-21203-141	Upgrading Of Public Drop Off McGregor	5	1 300 000	0.00	0.00	1 181 794.88	1 181 794.88	90.91%	118 205.12	0.00%	CRR
	Total Cleansing		3 300 000	0.00	0.00	1 181 794.88	1 181 794.88	35.81%	2 118 205.12	0.00%	
Roads & Storm Water											
9/135-14101-134	The Rehabilitation/Upgrading of existing tar roads in	All	8 140 460	0.00	0.00	0.00	0.00	0.00%	8 140 460.00	0.00%	CRR
9/135-24110-191	Upgrading of Roads & Stormwater, Ashbury Montagu	12	13 043 480	1 247 006.50	1 247 006.50	0.00	1 247 006.50	9.56%	11 796 473.50	9.56%	MIG
9/135-24111-192	Upgrading of Roads & Stormwater, Ashton (Cogmans	9,10	4 048 000	0.00	0.00	0.00	0.00	0.00%	4 048 000.00	0.00%	MIG
9/135-24112-193	Upgrading of Roads & Stormwater, Bonnievale (Happ	4	2 024 170	0.00	0.00	0.00	0.00	0.00%	2 024 170.00	0.00%	MIG
9/135-24113-194	Upgrading of Roads & Stormwater, Ashbury Montagu	12	1 956 530	0.00	0.00	0.00	0.00	0.00%	1 956 530.00	0.00%	CRR
9/135-24114-195	Upgrading of Roads & Stormwater, Ashton (Cogmans	9,10	599 380	0.00	0.00	0.00	0.00	0.00%	599 380.00	0.00%	CRR
9/135-24115-196	Upgrading of Roads & Stormwater, Bonnievale (Happ	4	303 630	0.00	0.00	0.00	0.00	0.00%	303 630.00	0.00%	CRR
9/135-38905-137	Reconstruction of Bonnievale Stores	4	475 000	0.00	0.00	0.00	0.00	0.00%	475 000.00	0.00%	CRR
	Total Roads & Storm Water		30 590 650	1 247 006.50	1 247 006.50	0.00	1 247 006.50	4.08%	29 343 643.50	4.08%	



# CAPITAL BUDGET 2019/20 MTRF

Vote number	Project	Ward	Annual / Adjusted Budget	Expenditure for the Month	Year to Date Actual	Orders	Total Expenditure	Total Expenditure vs Budget	Balance	Actual Expenditure vs Budget	SOURCE
<b>Electrical Engineering</b>											
9/132-30703-126	Electrification McGregor	5	354 150	0.00	0.00	0.00	0.00	0.00%	354 150.00	0.00%	CRR
9/132-30706-128	Electrification Kenana	2	4 347 830	695 608.84	695 608.84	0.00	695 608.84	16.00%	3 652 221.16	16.00%	INEP
9/132-53810-133	Replace Safety Test Equipment, ladders, linksticks, etc	All	253 270	10 495.00	10 495.00	2 535.00	13 030.00	5.14%	240 240.00	4.14%	CRR
9/132-30711-129	New Elect Connections	All	535 000	136 725.06	136 725.06	0.00	136 725.06	25.56%	398 274.94	25.56%	CRR
9/132-30712-130	Replacement and Repairs Network	All	1 440 820	291 433.58	291 433.58	542.96	291 976.54	20.26%	1 148 843.46	20.26%	CRR
9/132-30713-131	Replacements and Repairs Street Lights	All	262 150	49 562.86	49 562.86	0.00	49 562.86	18.91%	212 587.14	18.91%	CRR
9/132-10614-110	Upgrade 11kV line to Buitekanstraat, McGregor	5	753 340	0.00	0.00	0.00	0.00	0.00%	753 340.00	0.00%	CRR
9/132-30715-132	Replacement of Prepaid Meters Bulk Supply Meters	All	506 540	10 637.03	10 637.03	0.00	10 637.03	2.10%	495 902.97	2.10%	CRR
9/132-30516-120	Install 11kV Switchgear in Brinks Substation	6,7	732 670	0.00	0.00	0.00	0.00	0.00%	732 670.00	0.00%	EFF
9/132-30517-121	Replace 11kV Oil Insulated Switchgear 1	9	448 000	0.00	0.00	0.00	0.00	0.00%	448 000.00	0.00%	EFF
9/132-30518-122	Replace 11kV Oil Insulated Switchgear 2	6,7	590 340	0.00	0.00	0.00	0.00	0.00%	590 340.00	0.00%	EFF
9/132-30519-123	Replace 11kV Oil Insulated Switchgear 3	1,2,3,4,5	1 596 240	0.00	0.00	0.00	0.00	0.00%	1 596 240.00	0.00%	EFF
9/132-30520-124	Replace 11kV Oil Switchgear	4,8	338 680	0.00	0.00	0.00	0.00	0.00%	338 680.00	0.00%	EFF
9/132-30521-125	Replace 11kV Switchgear Ashton Main Substation	9,10,11	5 578 240	0.00	0.00	0.00	0.00	0.00%	5 578 240.00	0.00%	EFF
9/132-30722-116	Replace 66kV Switchgear (Goudmyn Le Chasseur S	5	1 125 070	0.00	0.00	31 354.29	31 354.29	2.79%	1 093 715.71	0.00%	EFF
9/132-30724-118	Replace 66kV Switchgear (Goudmyn Le Chasseur S	5	30 910	0.00	0.00	0.00	0.00	0.00%	30 910.00	0.00%	CRR
9/132-30723-117	Replace 66kV Transformers at Robertson Main Subst	1	7 668 490	0.00	0.00	0.00	0.00	0.00%	7 668 490.00	0.00%	EFF
9/132-30725-119	Replace 66kV Transformers at Robertson Main Subst	1	449 680	0.00	0.00	0.00	0.00	0.00%	449 680.00	0.00%	CRR
9/132-10624-111	Upgrade 11kV Cable Feeder from White Str Substati	5	851 580	0.00	0.00	0.00	0.00	0.00%	851 580.00	0.00%	EFF
9/132-10625-112	Upgrade 11kV line Stockwell	11	266 300	0.00	0.00	0.00	0.00	0.00%	266 300.00	0.00%	EFF
9/132-10626-113	Upgrade 11kV Line to Poortjieskloof	12	1 502 850	0.00	0.00	58 006.89	58 006.89	3.86%	1 444 843.11	0.00%	EFF
9/132-10627-109	Upgrade Bonnievale Main Substation	4,8	4 283 750	0.00	0.00	0.00	0.00	0.00%	4 283 750.00	0.00%	EFF
9/132-10628-114	Upgrade Goedemoed 11kV Line	6	903 120	0.00	0.00	344 255.14	344 255.14	38.12%	558 864.86	0.00%	EFF
9/132-10629-115	Upgrade McGregor/Boesmansrivier 11kV Line	5,8	1 202 280	0.00	0.00	332 337.35	332 337.35	27.64%	869 942.65	0.00%	EFF
<b>Total Electrical Engineering</b>			<b>36 021 300</b>	<b>1 194 462.37</b>	<b>1 194 462.37</b>	<b>769 031.53</b>	<b>1 963 494.00</b>	<b>5.45%</b>	<b>34 057 806.00</b>	<b>3.32%</b>	
<b>Infrastructure Development</b>											
9/144-33001-148	Installation of Bulk Services	All	3 500 000	0.00	0.00	0.00	0.00	0.00%	3 500 000.00	0.00%	CRR
9/144-33002-149	Installation of Basic Services for Informal Settlements	All	1 000 000	0.00	0.00	0.00	0.00	0.00%	1 000 000.00	0.00%	CRR
<b>Total Infrastructure Development</b>			<b>4 500 000</b>	<b>0.00</b>	<b>0.00</b>	<b>0.00</b>	<b>0.00</b>	<b>0.00%</b>	<b>4 500 000.00</b>	<b>0.00%</b>	
<b>TOTAL: ENGINEERING SERVICES DIRECTORATE</b>			<b>78 031 950</b>	<b>2 441 468.87</b>	<b>2 441 468.87</b>	<b>1 950 826.51</b>	<b>4 392 295.38</b>	<b>5.63%</b>	<b>73 639 654.62</b>	<b>3.13%</b>	



# CAPITAL BUDGET 2019/20 MTRF

Vote number	Project	Ward	Annual / Adjusted Budget	Expenditure for the Month	Year to Date Actual	Orders	Total Expenditure	Total Expenditure vs Budget	Balance	Actual Expenditure vs Budget	SOURCE
<b>VOTES: COMMUNITY SERVICES DIRECTORATE</b>											
<b>Community Halls</b>											
9/156-53805-165	4x Fridges	All	25 000	0.00	0.00	0.00	0.00	0.00%	25 000.00	0.00%	CRR
9/156-53806-166	1x Geyser	All	15 000	0.00	0.00	0.00	0.00	0.00%	15 000.00	0.00%	CRR
9/156-53807-167	1x Welding Machine	All	35 000	0.00	0.00	0.00	0.00	0.00%	35 000.00	0.00%	CRR
9/156-52108-163	40x Tables Community Halls	All	60 000	0.00	0.00	0.00	0.00	0.00%	60 000.00	0.00%	CRR
9/156-52109-164	50 Chairs	All	50 000	0.00	0.00	0.00	0.00	0.00%	50 000.00	0.00%	CRR
9/156-53810-168	1x Floor scrub machine	All	10 000	0.00	0.00	0.00	0.00	0.00%	10 000.00	0.00%	CRR
9/156-42011-169	Security fencing for Happy Valley Community Hall - B	4	400 000	0.00	0.00	0.00	0.00	0.00%	400 000.00	0.00%	CRR
9/156-42012-170	Security fencing for Willem Thys Community Hall - Md	7	350 000	0.00	0.00	0.00	0.00	0.00%	350 000.00	0.00%	CRR
<b>Total Community Halls</b>			<b>945 000</b>	<b>0.00</b>	<b>0.00</b>	<b>0.00</b>	<b>0.00</b>	<b>0.00%</b>	<b>945 000.00</b>	<b>0.00%</b>	
<b>Fire Services</b>											
9/153-53801-159	6 portable two-way radio's	All	25 000	0.00	0.00	0.00	0.00	0.00%	25 000.00	0.00%	CRR
9/153-53802-160	Air Conditioners - Fire Services	All	56 000	0.00	0.00	0.00	0.00	0.00%	56 000.00	0.00%	CRR
9/153-53803-161	3 X PPE (Protective Personal Ensemble)	All	75 000	0.00	0.00	0.00	0.00	0.00%	75 000.00	0.00%	CRR
9/154-44304-158	Alterations to Ablution Building (Gender friendly)	All	200 000	0.00	0.00	0.00	0.00	0.00%	200 000.00	0.00%	CRR
<b>Total Fire Services</b>			<b>356 000</b>	<b>0.00</b>	<b>0.00</b>	<b>0.00</b>	<b>0.00</b>	<b>0.00%</b>	<b>356 000.00</b>	<b>0.00%</b>	
<b>Environmental Services</b>											
9/153-53801-157	Equipment - Nature Reserves	All	100 000	0.00	0.00	35 927.24	35 927.24	35.93%	64 072.76	0.00%	CRR
<b>Total Environmental Services</b>			<b>100 000</b>	<b>0.00</b>	<b>0.00</b>	<b>35 927.24</b>	<b>35 927.24</b>	<b>35.93%</b>	<b>64 072.76</b>	<b>0.00%</b>	
<b>Sportsfields</b>											
9/150-44311-151	Van Zyl Upgrading ablution facilities	All	300 000	0.00	0.00	0.00	0.00	0.00%	300 000.00	0.00%	CRR
9/150-44312-152	Upgrading of sports ground McGregor	5	400 000	0.00	0.00	0.00	0.00	0.00%	400 000.00	0.00%	CRR
9/150-44313-153	Bonnievale Boundary Walls & Gates	4,8	600 000	0.00	0.00	0.00	0.00	0.00%	600 000.00	0.00%	CRR
9/150-44314-154	Zolani ablution facilities upgrading	10	100 000	0.00	0.00	0.00	0.00	0.00%	100 000.00	0.00%	CRR
9/150-44315-155	Replace Sand Filter System Dirty Uys Swimming Pod	All	1 200 000	0.00	0.00	0.00	0.00	0.00%	1 200 000.00	0.00%	CRR
9/150-53816-156	Fire Extinguisher x2	All	15 000	0.00	0.00	0.00	0.00	0.00%	15 000.00	0.00%	CRR
<b>Total Sportsfields</b>			<b>2 615 000</b>	<b>0.00</b>	<b>0.00</b>	<b>0.00</b>	<b>0.00</b>	<b>0.00%</b>	<b>2 615 000.00</b>	<b>0.00%</b>	
<b>TOTAL: COMMUNITY SERVICES DIRECTORATE</b>											
			<b>4 016 000</b>	<b>0.00</b>	<b>0.00</b>	<b>35 927.24</b>	<b>35 927.24</b>	<b>0.89%</b>	<b>3 980 072.76</b>	<b>0.00%</b>	
<b>GRAND TOTAL</b>											
			<b>95 433 600</b>	<b>2 441 468.87</b>	<b>2 441 468.87</b>	<b>2 557 258.62</b>	<b>4 998 727.49</b>	<b>5.24%</b>	<b>90 434 872.51</b>	<b>2.56%</b>	

## **Section 14 - Top 10 Capital Project as at 31 July 2019**



LANGEBERG MUNICIPALITY

CAPITAL EXPENDITURE - JULY 2019 - JUNE 2020  
REPORT FOR: JULY 2019

Number	Vote number	Project description	Original Budget R'000	Adjusted budget R'000	YTD Expenditure R'000	Year to date Budget	Variance R'000	% Variance	Status of the project	At what stage is each project currently	Any challenges identified that is resulting in delays?	What measures are in place to remedy the existing challenges.
1	900876118	9/135-24110-191 Construction of paved roads to upgrade gravel roads-Ashbury	13 043	-	1 247	223	(1 024)	-458.7%				
2	900876052	9/110-44502-102 Neighbourhood Development Partnership (Business Hub)	8 696	-	-	149	149	100.0%				
3	900876055	9/135-14101-134 Rehab/Upgrade of Existing Tar Roads in 5 Towns	8 140	-	-	139	139	100.0%				
4	900876050	9/132-30123-117 Replace 66kv Transformers at Robertson Main Substation	7 668	-	-	131	131	100.0%				
5	900876050	9/132-30521-125 Replace 11kv Switchgear at Ashton Main Substation	5 578	-	-	95	95	100.0%				
6	900876052	9/132-30706-128 Electrification Kenana	4 348	-	696	74	(621)	-835.0%				
7	900876057	9/132-10227-109 Upgrade Boonville Main Substation	4 284	-	-	73	73	100.0%				
8	900876119	9/135-24111-192 Construct paved roads to upgr gravel roads:Cogmanski Zolani	4 048	-	-	69	69	100.0%				
9	900876078	9/144-33001-148 Build Services for Housing Projects	3 500	-	-	60	60	100.0%				
10	900876069	9/146-22901-150 Upgrading Filters in Montagu WTW	2 500	-	-	43	43	100.0%				
Totals			63 806	-	1 943	1 093	(885)	-83.7%				

Project status: If the project is in the SCM process of being procured, please state in which stage (planning, specification, advertising, etc)

## **Section 15 - Revenue and Expenditure compared to Budget per cost centre as at 31 July 2019**

WC026 Langeberg - Table C2 Monthly Budget Statement - Financial Performance (functional classification) - M01 July

Description	Ref	2018/19	Budget Year 2019/20						YTD variance %	Full Year Forecast
		Pre-Audit Outcome	Original Budget	Adjusted Budget	Monthly actual	YearTD actual	YearTD budget	YTD variance		
<b>R thousands</b>	<b>1</b>									
<b>Revenue - Functional</b>										
Municipal governance and administration		114 001	126 033	-	77 754	77 754	11 845	65 909	556%	126 033
Executive and council		4 652	17 576	-	2 325	2 325	1 465	860	59%	17 576
Mayor and Council		4 652	5 174	-	2 156	2 156	431	1 725	400%	5 174
Municipal Manager, Town Secretary and Chief Executive		-	12 402	-	169	169	1 034	(864)	-84%	12 402
Finance and administration		109 229	119 057	-	75 429	75 429	10 380	65 049	627%	119 057
Administrative and Corporate Support		110	637	-	28	28	53	(25)	-47%	637
Asset Management		221	-	-	-	-	-	-	-	-
Finance		109 794	115 059	-	75 545	75 545	9 508	65 957	880%	115 059
Fleet Management		-	479	-	(7)	(2)	40	(41)	-104%	479
Information Technology		(1)	1 107	-	-	-	551	(551)	-100%	1 107
Property Services		(888)	1 780	-	(143)	(143)	148	(291)	-194%	1 780
Supply Chain Management		3	-	-	-	-	-	-	-	-
Internal audit		-	-	-	-	-	-	-	-	-
Community and public safety		50 297	32 520	-	633	633	2 710	(2 077)	-77%	32 520
Community and social services		9 947	10 712	-	721	721	893	(172)	-19%	10 712
Cemeteries, Funeral Parlours and Crematoriums		507	626	-	28	28	52	(24)	-48%	626
Community Halls and Facilities		1 242	452	-	21	21	38	(17)	-45%	452
Disaster Management		122	-	-	-	-	-	-	-	-
Libraries and Archives		8 014	9 632	-	672	672	803	(131)	-16%	9 632
Population Development		(2)	-	-	-	-	-	-	-	-
Sport and recreation		141	825	-	(103)	(103)	69	(171)	-260%	825
Community Parks (including Nurseries)		(455)	732	-	(87)	(87)	61	(128)	-209%	732
Recreational Facilities		(14)	93	-	(36)	(36)	6	(44)	-569%	93
Sports Grounds and Stadiums		609	-	-	-	-	-	-	-	-
Public safety		78	81	-	13	13	7	6	93%	81
Fire Fighting and Protection		78	81	-	13	13	7	6	93%	81
Housing		40 131	20 902	-	1	1	1 742	(1 740)	-100%	20 902
Housing		40 131	20 902	-	1	1	1 742	(1 740)	-100%	20 902
Health		-	-	-	-	-	-	-	-	-
Economic and environmental services		30 776	34 911	-	4 623	4 623	2 909	1 714	59%	34 911
Planning and development		30 816	2 821	-	3 469	3 469	218	3 250	1468%	2 821
Economic Development/Planning		1 735	-	-	-	-	-	-	-	-
Town Planning, Building Regulations and Enforcement, and City Engineer		3 546	2 621	-	3 469	3 469	218	3 250	1468%	2 621
Project Management Unit		25 335	-	-	-	-	-	-	-	-
Road transport		160	32 290	-	1 155	1 155	3 491	(1 536)	-57%	32 290
Police Forces, Traffic and Street Parking Control		942	10 125	-	313	313	644	(531)	-63%	10 125
Road and Traffic Regulation		5 758	-	-	-	-	-	-	-	-
Roads		(6 441)	22 165	-	841	841	1 847	(1 006)	-54%	22 165
Environmental protection		-	-	-	-	-	-	-	-	-
Trading services		506 760	570 087	-	50 809	50 809	47 507	3 301	7%	570 087
Energy sources		402 640	444 981	-	32 831	32 831	37 082	(4 251)	-11%	444 981
Electricity		402 560	444 881	-	32 831	32 831	37 082	(4 251)	-11%	444 881
Water management		39 728	52 429	-	3 561	3 561	4 368	(809)	-19%	52 429
Water Distribution		39 728	52 429	-	3 561	3 561	4 368	(809)	-19%	52 429
Waste water management		33 035	38 331	-	8 251	8 251	3 194	5 056	158%	38 331
Sewerage		33 035	38 331	-	8 251	8 251	3 194	5 056	158%	38 331
Waste management		31 457	34 347	-	6 166	6 166	2 862	3 304	115%	34 347
Solid Waste Disposal (Landfill Sites)		(202)	-	-	-	-	-	-	-	-
Solid Waste Removal		31 659	34 347	-	6 166	6 166	2 862	3 304	115%	34 347
Other		2	2	-	-	-	0	(2)	-100%	2
Tourism		2	2	-	-	-	0	(2)	-100%	2
<b>Total Revenue - Functional</b>	<b>2</b>	<b>701 935</b>	<b>774 153</b>	<b>-</b>	<b>133 818</b>	<b>133 818</b>	<b>64 971</b>	<b>68 947</b>	<b>106%</b>	<b>774 153</b>



WC026 Langeberg - Table C2 Monthly Budget Statement - Financial Performance (functional classification) - M01 July

Description	Ref	2018/19	Budget Year 2019/20						
		Pre-Audit Outcome	Original Budget	Adjusted Budget	Monthly actual	YearTD actual	YearTD budget	YTD variance	YTD variance %
R thousands	1								
<b>Expenditure - Functional</b>									
Municipal governance and administration		101 915	123 078	-	7 901	7 901	11 927	(3 426)	-30%
Executive and council		26 050	24 613	-	1 534	1 534	2 006	(472)	-24%
Mayor and Council		23 579	11 271	-	893	893	939	(46)	-5%
Municipal Manager, Town Secretary and Chief Executive		2 479	13 341	-	641	641	1 066	(425)	-40%
Finance and administration		72 844	105 124	-	6 163	6 163	9 043	(2 880)	-32%
Administrative and Corporate Support		24 240	28 573	-	3 570	3 570	2 197	1 373	62%
Asset Management		2 265	-	-	-	-	-	-	-
Budget and Treasury Office		6 548	-	-	-	-	-	-	-
Finance		25 725	46 469	-	1 582	1 582	4 482	(2 900)	-45%
Fleet Management		-	3 523	-	240	240	300	(60)	-20%
Human Resources		3 275	6 917	-	328	328	571	(243)	-43%
Information Technology		5 549	9 517	-	140	140	811	(671)	-83%
Legal Services		2	900	-	39	39	75	(36)	-46%
Property Services		2 588	5 695	-	58	58	314	(256)	-81%
Supply Chain Management		2 642	3 529	-	205	205	292	(87)	-30%
Internal audit		3 012	3 342	-	204	204	278	(74)	-27%
Governance Function		3 912	3 342	-	204	204	278	(74)	-27%
Community and public services		56 864	74 356	-	2 834	2 834	6 878	(3 844)	-58%
Community and social services		16 937	19 903	-	933	933	1 691	(758)	-45%
Cemeteries, Funeral Parlours and Crematoriums		1 316	1 444	-	50	50	248	(197)	-40%
Community Halls and Facilities		4 960	4 787	-	222	222	474	(252)	-48%
Disaster Management		197	-	-	-	-	-	-	-
Libraries and Archives		8 533	9 672	-	660	660	1 020	(360)	-35%
Population Development		1 931	-	-	-	-	-	-	-
Sport and recreation		19 458	24 453	-	1 390	1 390	2 166	(788)	-35%
Community Parks (including Nurseries)		14 101	17 318	-	954	954	1 572	(617)	-38%
Recreational Facilities		466	7 135	-	444	444	595	(151)	-29%
Sports Grounds and Stadiums		2 892	-	-	-	-	-	-	-
Public safety		5 372	6 798	-	301	301	549	(247)	-45%
Fire Fighting and Protection		5 272	6 798	-	301	301	548	(247)	-45%
Housing		16 036	27 242	-	203	203	2 270	(2 068)	-91%
Housing		16 036	27 242	-	203	203	2 270	(2 068)	-91%
Health		-	-	-	-	-	-	-	-
Economic and environmental services		53 554	72 084	-	3 181	3 181	6 456	(3 275)	-51%
Planning and development		22 812	27 918	-	1 405	1 405	2 626	(1 221)	-47%
Corporate Wide Strategic Planning (IDPs, LEDS)		537	5 875	-	109	109	498	(389)	-78%
Economic Development/Planning		2 988	-	-	-	-	-	-	-
Town Planning, Building Regulations and Enforcement, and City Engineer		15 446	20 322	-	1 165	1 165	1 985	(820)	-41%
Project Management Unit		3 844	1 722	-	131	131	143	(12)	-9%
Road transport		36 742	44 966	-	1 776	1 776	3 830	(2 054)	-54%
Police Forces, Traffic and Street Parking Control		13 305	26 101	-	1 122	1 122	2 175	(1 053)	-48%
Road and Traffic Regulation		3 200	-	-	-	-	-	-	-
Roads		14 238	18 865	-	655	655	1 655	(1 000)	-60%
Environmental protection		-	-	-	-	-	-	-	-
Trading services		403 954	459 449	-	40 595	40 595	37 318	3 277	9%
Energy sources		316 332	368 372	-	37 832	37 832	30 111	7 720	25%
Electricity		316 332	368 372	-	37 832	37 832	30 111	7 720	25%
Water management		31 398	27 961	-	902	902	2 153	(1 251)	-58%
Water Treatment		-	2 899	-	156	156	230	(74)	-32%
Water Distribution		29 178	24 631	-	744	744	1 896	(1 153)	-61%
Water Storage		2 219	431	-	2	2	27	(24)	-91%
Waste water management		22 686	31 769	-	737	737	2 441	(1 703)	-70%
Public Toilets		-	2 399	-	58	58	199	(142)	-72%
Sewerage		18 844	15 958	-	428	428	1 178	(750)	-64%
Storm Water Management		3 121	4 382	-	251	251	311	(60)	-18%
Waste Water Treatment		511	9 021	-	1	1	753	(752)	-100%
Waste management		33 438	31 357	-	1 324	1 324	2 613	(1 289)	-48%
Solid Waste Disposal (Landfill Sites)		8 291	8 673	-	143	143	873	(530)	-79%
Solid Waste Removal		19 399	17 765	-	643	643	1 481	(538)	-43%
Street Cleaning		5 949	5 519	-	338	338	460	(122)	-26%
Other		736	1 172	-	612	612	780	(168)	-22%
Tourism		736	1 172	-	612	612	780	(168)	-22%
Total Expenditure - Functional	3	617 023	740 990	-	55 123	55 123	62 557	(7 434)	-12%
Surplus (Deficit) for the year		96 912	33 173	-	78 695	78 695	2 414	76 281	3160%

## Section 16 - Grant Register 31 July 2019

MONTHLY BUDGET STATEMENT FOR JULY 2019

Grant Register for Langeberg Municipality  
July 2019

Capital

Grant Name	Government Sphere	Original Budget	Adjusted Budget	Total Budget	Opening Balance July 2019	July 2019 Received	YTD Received	July 2019 Expenditure	YTD Expenditure	July 2019 Revenue Recognition	YTD Revenue Recognition	July 2019 Unspent
Municipal Infrastructure Grant	National	19 115 652.17		19 115 652.17	1 093 978.21	6 260 869.57	6 260 869.57	1 247 006.50	1 247 006.50	1 247 006.50	1 247 006.50	5 013 863.07
Integrated National Electrification Programme	National	4 347 826.09		4 347 826.09		1 739 130.43	1 739 130.43	695 608.84	695 608.84	695 608.84	695 608.84	1 043 521.59
Neighbourhood Development Partnership Grant (Capital)	National	8 695 652.17		8 695 652.17								
Total National		32 159 130.43		32 159 130.43		8 000 000.00	8 000 000.00	1 942 615.34	1 942 615.34	1 942 615.34	1 942 615.34	6 057 384.66
CWDM: Upgrade of King Edward Sport Grounds (rollover)	District											
CWDM: Upgrade of Abulion Facilities at King Edward Sport Grounds (rollover)	District											
CWDM: Construction of Boundary Walls of Sportsfields	District											
Councillors laptops	District	500 000.00		500 000.00								
Total District		500 000.00		500 000.00								
Total Capital		32 159 130.43	-	32 159 130.43	-	8 000 000.00	8 000 000.00	1 942 615.34	1 942 615.34	1 942 615.34	1 942 615.34	6 057 384.66

Operating

Grant Name	Government Sphere	Original Budget	Adjusted Budget	Total Budget	Opening Balance July 2019	July 2019 Received	YTD Received	July 2019 Expenditure	YTD Expenditure	July 2019 Revenue Recognition	YTD Revenue Recognition	July 2019 Unspent
Municipal Infrastructure Grant	National	2 867 347.83		2 867 347.83	164 056.69	939 130.43	939 130.43	187 050.98	187 050.98	187 050.98	187 050.98	752 079.45
Integrated National Electrification Programme	National	652 173.91		652 173.91		260 869.57	260 869.57	104 341.34	104 341.34	104 341.34	104 341.34	156 528.23
Neighbourhood Development Partnership Grant (Capital)	National	1 304 347.83		1 304 347.83				76 668.16	76 668.16	76 668.16	76 668.16	
Local Government Financial Management Grant	National	1 550 000.00		1 550 000.00				169 068.97	169 068.97	169 068.97	169 068.97	
Expanded Public Works Programme Integrated Grant for Municipalities	National	2 033 000.00		2 033 000.00		33 000 000.00	33 000 000.00	33 000 000.00	33 000 000.00	33 000 000.00	33 000 000.00	
Equitable Share	National	79 200 000.00		79 200 000.00	164 056.69	34 200 000.00	34 200 000.00	33 537 129.45	33 537 129.45	33 537 129.45	33 537 129.45	508 607.68
Total National		87 605 869.57	-	87 605 869.57		34 200 000.00	34 200 000.00	33 537 129.45	33 537 129.45	33 537 129.45	33 537 129.45	
WC Financial Management Support Grant (inscoa)	Provincial	330 000.00		330 000.00								
WC Financial Management Capacity Building Grant	Provincial	379 000.00		379 000.00								
Human Settlements Development Grant (Beneficiaries)	Provincial	20 490 000.00		20 490 000.00	1 357 356.54							
Community Library Services Grant	Provincial	3 370 000.00		3 370 000.00				251 718.16	251 718.16	251 718.16	251 718.16	
Library Services-Replacement Funds	Provincial	6 019 000.00		6 019 000.00				452 717.09	452 717.09	452 717.09	452 717.09	
Maintenance and Construction of Transport Infrastructure	Provincial	124 000.00		124 000.00								
Total Provincial		30 712 000.00		30 712 000.00				704 435.25	704 435.25	704 435.25	704 435.25	
CWDM Tourism Route Development Project	District											
Councillors laptops	District											
Total District												
Total Operating		118 318 869.57	-	118 318 869.57	164 056.69	34 200 000.00	34 200 000.00	34 241 564.70	34 241 564.70	34 241 564.70	34 241 564.70	908 607.68



**FINANCIAL REPORTING IN TERMS OF SECTION 71 OF THE LOCAL GOVERNMENT: MUNICIPAL FINANCE MANAGEMENT ACT, 2003 – JULY 2019 (9/2/1/3) (CHIEF FINANCIAL OFFICER)**

**Purpose of report**

To submit a report in terms of the Monthly Budget Statement of the Local Government: Municipal Finance Management Act, 2003 to Council for information.

**Comments**

The report, as submitted to the Executive Mayor, National Treasury and Provincial Treasury, **is attached to this report.**

**Aanbeveling / Recommendation**

That the content of the report be noted.

*Dat kennis geneem word van die inhoud van die verslag.*



HM JANSEN  
EXECUTIVE MAYOR

15.8.2019

DATE:

**AMENDMENT OF LANGE BERG SPATIAL DEVELOPMENT FRAMEWORK (LSDF): MANAGER TOWN PLANNING**

**Purpose of report:**

To amend recommendation 2 and 3 of Council Resolution A3816 as approved by Council on 28 May 2019.

**Background**

Council resolved on 28 May 2019 as per Council Resolution A3816 as follow:

1. That the consolidated Operating budget of R 734 121 300, Capital budget of R 95 433 600, and budgeted cash flows, as set out in the Municipal Budget (attach as Annexure 1) be adopted and approved by Council and that it constitutes the Budget of the Council for 2019/2020 financial year as well as medium term (indicative) budgets for the 2020/2021 and 2021/2022 financial years.
2. That the Integrated Development Plan and any amendments thereto, be approved.
3. That the Spatial Development Framework and any amendments thereto, be approved
4. That the tariffs for property rates be approved.
5. That the tariffs for water, electricity and other municipal services be approved.
6. That all other matters prescribed in sections 17(1) (a-e); 17(2) and 17(3)(a-m) of the Municipal Finance Management Act that are included or accompany the budget document be approved.
7. That the following budget related policies be approved:
  - Tariff Policy (Amended)
  - Asset Management Policy
  - Credit Control and Debt Collection Policy
  - Cash Management and Investment Policy
  - Tariff Policy (Amended)
  - Rates Policy (Amended)
  - Supply Chain Management Policy
  - Virement Policy
  - Borrowing, Funds and Reserves Policy
8. That the measurable performance objectives for 2019/2020 for operating revenue by source and by vote be approved.

Four amendments to the SDF were proposed as set out in Annexure A and was advertised for public comments and also submitted to DEA&DP for their comments.

The above mentioned comments are as set out Annexure B and all the proposed amendments were subsequently approved by Council as per Council Resolution A3816 which then was submitted to the relevant Provincial Minister as required.

The attached letter dated 01/07/2019 (Annexure C) was then received from the Minister setting out all the procedural requirements for any amendments of a municipal SDF/IDP with an urgent request to comply with these requirements.

In the light of the above information it is therefore recommended:

1. That the proposed amendments to the SDF and the associated amendments to the IDP be temporarily withdrawn and that the current unchanged SDF be approved by Council and be submitted to the Minister for approval.
2. That all the procedural requirements for any amendments to the SDF/IDP as set in the letter from the Minister be followed in order to be compliant and that a report in this regard be submitted to Council after all the required processes have been completed.

**RECOMMENDATION:**

1. That the proposed amendments to the SDF and relevant sections pertaining to the IDP be temporarily withdrawn and that the current unchanged SDF be approved by Council and be submitted to the Minister for approval.
2. That all the procedural requirements for any amendments to the SDF/IDP as set in the letter from the Minister be followed in order to be compliant and that a report in this regard be submitted to Council after all the required processes have been completed.



**Annexure A: Proposed  
Amendments Site A, B & C**

## PROPOSED AMENDMENT OF THE LANGEBERG SPATIAL DEVELOPMENT FRAMEWORK

Notice was given in terms of section 28(3) and 29 of the Municipal Systems Act, 2000 (Act 32 of 2000), section 20 of the Spatial Planning and Land Use Act, 2013 (Act 16 of 2013), section 11 of the Western Cape Land Use Planning Act, 2014 (Act 13 of 2014) and section 3(2)(a) of the Langeberg Municipality: Land Use Planning By-Law, 2015 that Langeberg Municipality intends to amend its Municipal Spatial Development Framework (MSDF).

A MSDF is a long-term forward planning document which spatially indicates the long-term growth and development path of a municipality. It co-ordinates the spatial implications of all strategic sector plans (engineering, transport, economic, housing, community services etc.) of a municipality. A MSDF is also one of the core components of a municipal IDP and gives physical effect to the vision, goals and objectives of the municipal IDP. Once completed, the MSDF will be approved in terms of the Municipal Systems Act, 2000 (Act 32 of 2000) and will serve as a guide to decision making in development and land use planning.

An advertisement in this regard was placed and stakeholders was requested to comment on the document. The closing date for comment was 25 March 2019.

### Proposed amendments

#### Amendment A (Site A)

It is proposed to amend the edge to include a ±18.49ha of land (erf 17/158) adjacent to the R60 and Zolani (see annexure 1). The owner of the property, Zandvliet Wine Estate, (in conjunction with their neighbour Ashton Canning), approached the Municipality and declared his willingness to offer this land in exchange that some of his workers can be accommodated in a future housing project. Zandvliet is willing to donate and transfer the land to the Municipality free of charge for plots for Zandvliet and Ashton Canning workers. A meeting was held with Langeberg Municipality (18 October 2018) as well as with several officials from the Western Cape Government.

1. Property affected: **Erf 17/158**
2. Owner: **Zandvliet Wine Estate**
3. Estimated extent: **±18.49ha**
4. Current land use: **Unused Agriculture land**
5. Current zoning: **Agriculture zone I**
6. Current SDF designation: **Intensive agriculture**
7. Proposed SDF designation: **New development area to accommodate low income housing**
8. Is the site currently cultivated, and if so, what is currently cultivated on the site? **Not cultivated/vacant**
9. Has an EIA been issued for the site? **No**

The ultimate purpose of this amendment is to make provision for a future housing project (to be included in the housing pipeline) as well as other related uses.

Erf 17/158 falls outside the approved Urban Edge. It is, however, suitably located in terms of the existing sewerage plant, electricity and bulk water supply.

#### Amendment B (Site B)

It is further proposed also to include the Remainder of Farm 71/158 in the urban edge to establish a node that will link Zolani with Ashton (see annexure 1). This is seen as the prime instrument for promoting integration between the town and Zolani of the urban settlement.

It is situated between the overall municipal solid waste site and the waste water treatment works. The latter's 500m exclusion zone cuts off Zolani from the remainder of the town and makes it difficult to achieve urban integration. There is only a direct pedestrian link. The northern boundary of this pedestrian link is lined with a large vineyard.

1. Property affected: **Portion of Farm 71/158**

2. Owner: Langeberg Municipality
3. Estimated extent: ±16.05ha
4. Current land use: Sewer works/vacant
5. Current zoning: Industrial zone I
6. Current SDF designation: Currently Agriculture
7. Proposed SDF designation: Industries/mix use
8. Is the site currently cultivated (no), and if so, what is currently cultivated on the site? Sewer works/vacant land
9. Has an EIA been issued for the site? No

Site B has an existing Industrial Zone which allows for its conclusion in the edge. Site B is landlocked between the industrial area and the proposed Site A. It was previously argued that this site could also be used as a node that will link Ashton with Zolani and could act as an instrument for promoting integration between the two Towns.

The total area proposed to be included in the urban edge amendment (Site A and B) is therefore ±18.49ha + ±16.05ha= ±35ha

#### **Amendment C** (Site C)

Site C is located at a key intersection of the R62 and is outside the urban edge of Ashton (see annexure 1). The opportunities created by exposure to passing trade for SMME businesses including periodic informal markets in well-designed facilities should be extended to the frontages of Kogmanskloof and Zolani along the R60. There is sufficient space in front of these settlements to install a single sided service road providing direct access without interfering with the access management requirements of regional through traffic along the R60.

Ashton is the only town, other than Robertson that is on the increasingly important R60 route between the N1 at Worcester and N2 at Swellendam. Strong efforts should be made to integrate Zolani and Ashton so that it is better able to take advantage of this through traffic.

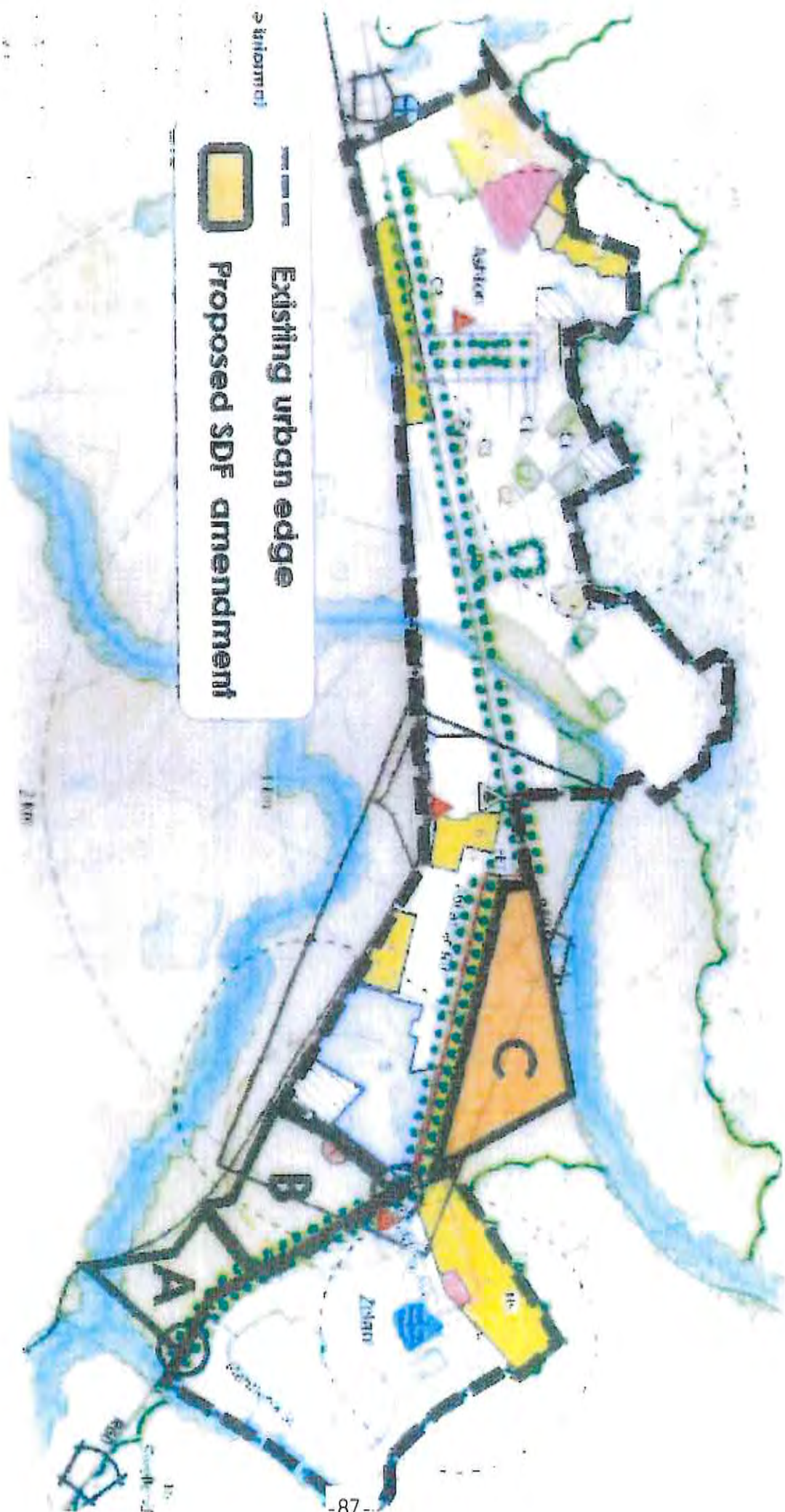
One of the principles regarding Settlement Guidelines that is also outlined in the SDF is to *"define a single uniting structure of intensification corridors, nodes and linkages between town and township"* as well as to *"encourage supporting densification pattern and infrastructure provision"*.

1. Property affected: Cape Farm Mapper indicates it as Portion of Farm 197, Goree
2. Owner: Mr Bruwer
3. Estimated extent: ±43ha
4. Current land use: Agriculture
5. Current zoning: Agriculture zone I
6. Current SDF designation: Intensive agriculture and new development area (±100m wide)
7. Proposed SDF designation: mix use/ agriculture
8. Is the site currently cultivated, (yes) and if so, what is currently cultivated on the site? Vineyards
9. Has an EIA been issued for the site? No

The overall objective is to set guidelines which can be used by the Council to proactively direct and manage growth through the implementation of urban densification and related measures.

The proposed amendment is to allow for mixed use development in addition to the current Agricultural activities.





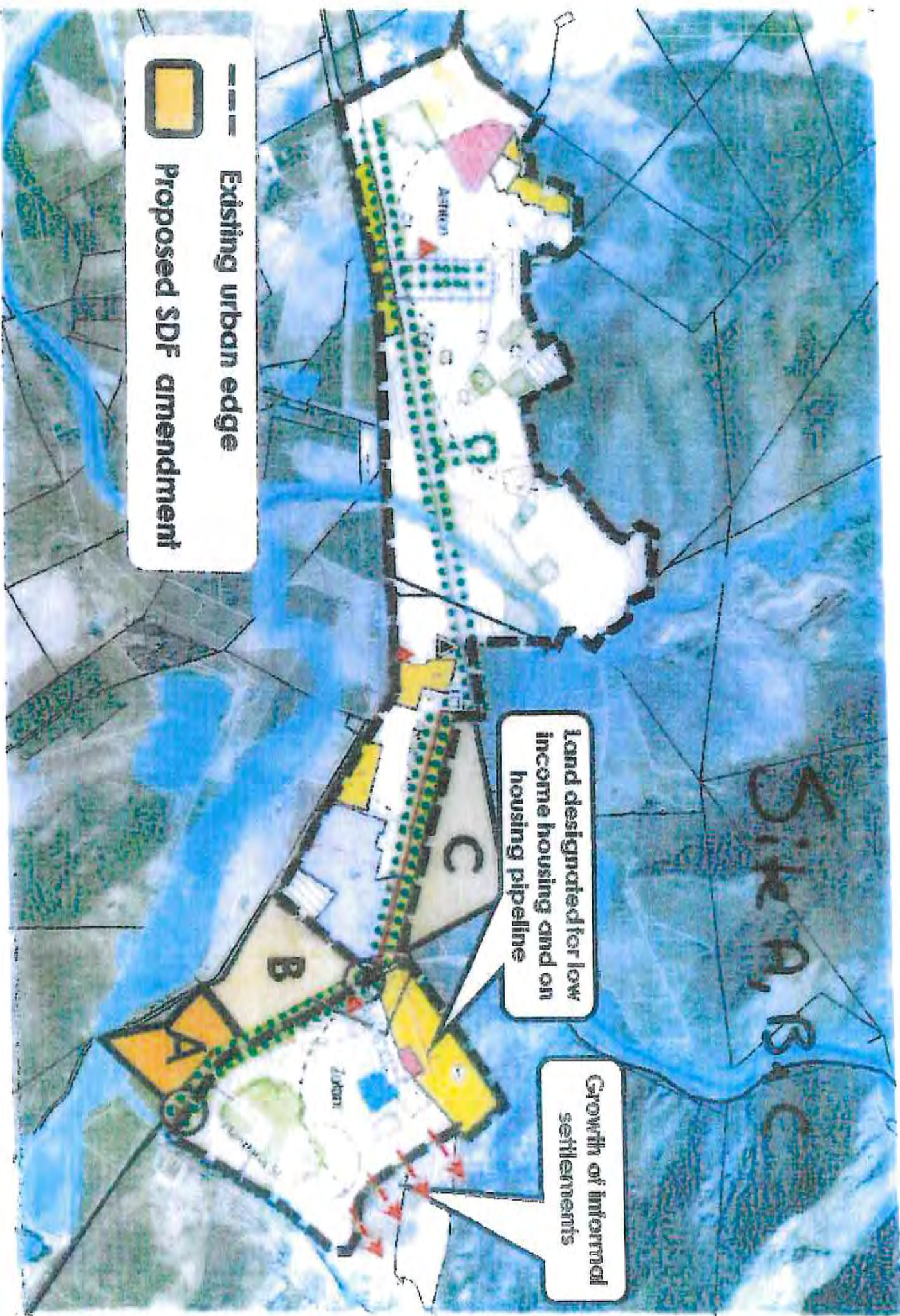


Site A, B, C

Land designated for low income housing and on housing pipeline

Growth of informal settlements

--- Existing urban edge  
■ Proposed SDF amendment



# **Annexure A: Proposed Amendment Site D**



## PROPOSED AMENDMENT OF THE LANGEBERG SPATIAL DEVELOPMENT FRAMEWORK

### Amendment D (Site D)

A request to amend the SDF was received from CMAI Architects for a "Special Planning Area" (see annexure 2). This request entails a proposed new contemporary rural development (Village) on

- 1) Remainder of the Farm Des Hauts de Montagu (Galenia 235);
- 2) Portion 1 of the Farm no. 152 (Little Bean) and
- 3) Portion 7 of the Farm Derde Heuvel no 149 (Goudmyn).

These three farms are directly east of the former Montagu Municipal Boundary (see annexure 3).

The aim of contemporary rural villages are inter alia where residents live in balance with nature, live close to fertile agricultural land and a maximum of open green space to enjoy for recreation and well-being.

The proposal is to develop low impact small hamlets on the farms on land that, according to the owners, has marginal agricultural potential and low or no conservation importance. The proposal is to provide a range of housing opportunities, from GAP to High end residential housing.

1. Properties affected: Portion 7 of the Farm Derde Heuvel no 149 (Goudmyn) Portion 1 of the Farm no 152 (Little Bean) Rem of the Farm Des Hauts de Montagu (Galenia 235)
2. Owners: Private
3. Estimated extent: 196ha
4. Current land use: Agriculture
5. Current zonings: Agriculture zone I
6. Current SDF designations: Intensive agriculture and new development area ( $\pm 100\text{m}$  wide)
7. Proposed SDF designations: mix use/ agriculture
8. Are the sites currently cultivated, (partly) and if so, what is currently cultivated on the site? Vineyards
9. Has an EIA been issued for the site? No

Proposed development will consist of between 250 – 270 residential units ranging in size between  $300\text{m}^2$  and  $2000\text{m}^2$  and in unit size between  $75\text{m}^2$  and  $700\text{m}^2$ .

According to the applicant, the proposed development will have as its core objectives:

- The expansion of existing agriculture on the farms
- A complete turnkey solution of the failed land reform project – Goudmyn Farm
- Facilitate additional economic and small enterprise opportunities in the Tourism, Agri – Tourism, Agri-Processing and Public Transport Sectors
- An integrated Rural Development Human Settlement for all income groups
- Conservation Rehabilitation and expansion of existing formalized conservation status of the farms.

The establishment of a contemporary rural village is therefor based on five (5) principles:

- Agricultural production and Food Security;
- Rural Development;
- Poverty Alleviation, Job Creation and Economic Development;
- Integrated Sustainable Human Settlement; and
- Biodiversity Conservation

The applicant also states the following:

*This application, to declare this site a SPECIAL DEVELOPMENT ZONE, to accommodate various well-designed Hamlets and Villages, following ecological and Environmental best practices and following centuries old Human Settlement practices and good Urban Design is an example of HOW South Africa can cope in dealing with, and*

*providing contemporary, modern and well-design housing and settlements. Settlements ... Not Townships ... and affordable housing with enduring value in RURAL South Africa.*



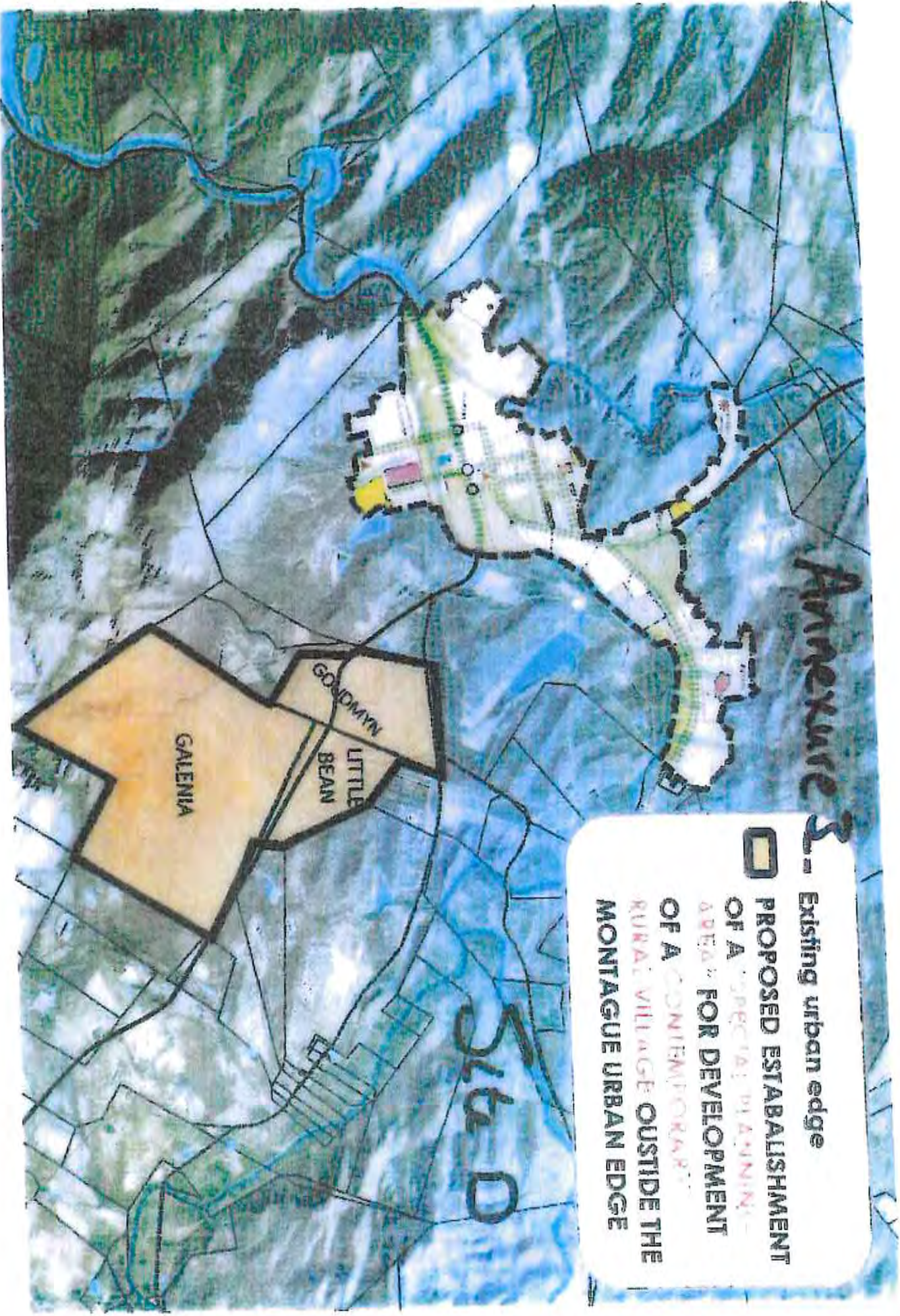
# Annexure 3

Existing urban edge



PROPOSED ESTABLISHMENT  
OF A SPECIAL PLANNING  
AREA FOR DEVELOPMENT  
OF A CONTINGENT  
RURAL VILLAGE OUTSIDE THE  
MONTAGUE URBAN EDGE

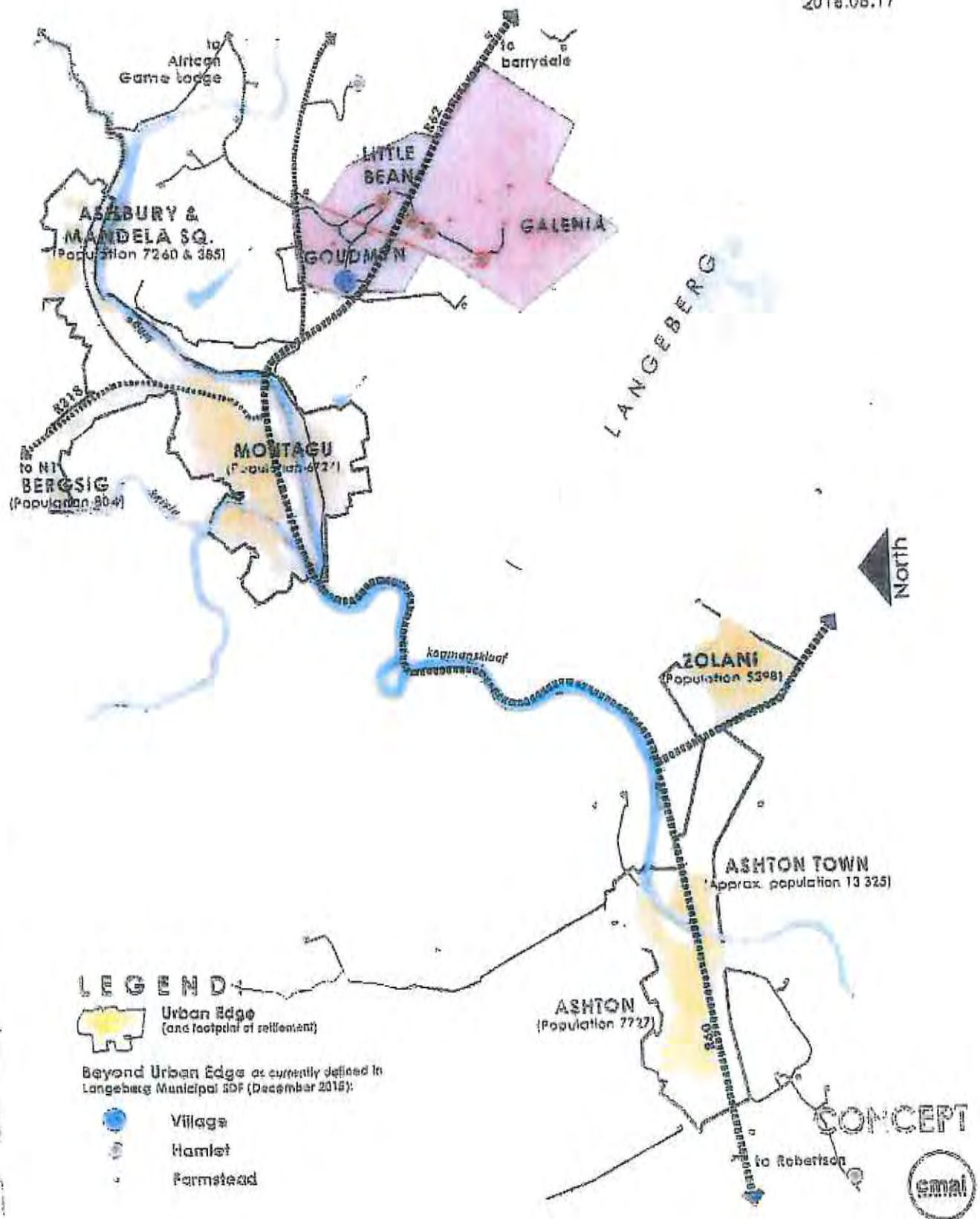
Site D

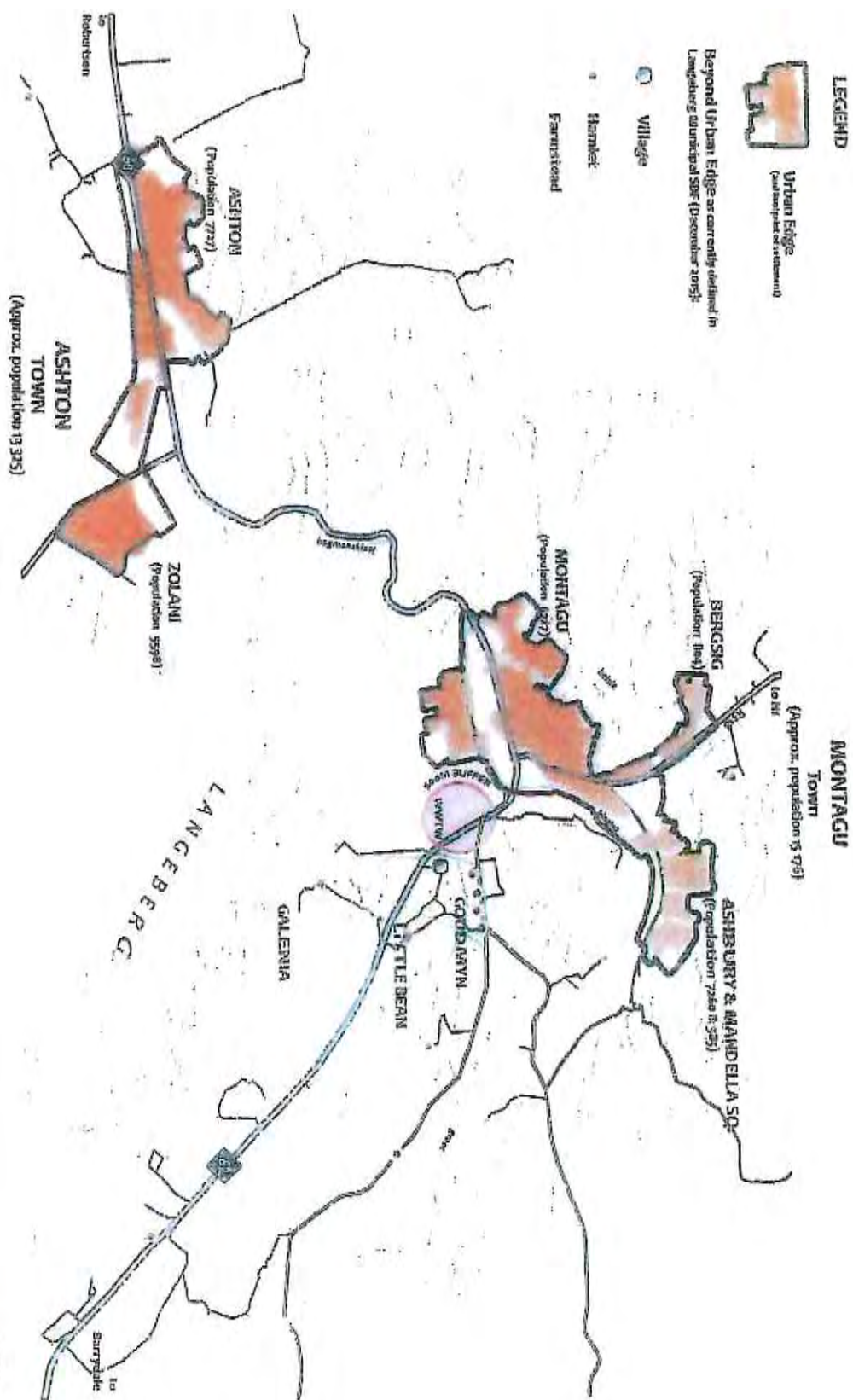




# GALENIA, LITTLE BEAN & GOUDMYN REGIONAL PLAN DIAGRAM

2018.08.17





# Ashton & Montagu Proposed Rural Settlement

# CONTENTS

<b>Introduction</b>	03
<b>Location &amp; Context</b>	05
<b>Regional Plan</b>	07
Montagu historical spatial pattern	08
Historical precedent	09
<b>Urban Edge</b>	10
<b>Settlement Hierarchy</b>	12
Village	13
Hamlet	14
Farmstead cluster	15
Individual Dwellings	16
<b>Description &amp; design concept</b>	17
Building types	18
<b>A Case: Development Proposal</b>	19
<b>Proposed development framework</b>	22
<b>Stand types &amp; typical sizes</b>	
- Galenia	25
- Little Bean	26
- Goudmyn	27
<b>GALENIA development proposal</b>	28
Detail development framework <b>01 - GALENIA</b>	29
<b>LITTLE BEAN development proposal</b>	32
Detail development framework <b>02 - GALENIA NORTH &amp; LITTLE BEAN</b>	33
<b>GOUDMYN development proposal</b>	36
Detail development framework <b>03 - GOUDMYN</b>	37
<b>Airstrip development proposal</b>	40
Detail development framework <b>04 - AIRSTRIP</b>	41
<b>Airstrip Precedent</b>	42
<b>Typical development examples</b>	43
<b>Viability</b>	45





CMAI Architects Incorporated was appointed by Galenia Estate and Goudmyn Farm to do a full analysis of these two properties with the intention to do a Master Plan towards the development of a new Integrated Agri-Village outside the town of Montagu.

CMAI's approach to such developments are based on creating Enduring:

- Economic;
- Socio-Cultural;
- Environmental and
- Sensory Value

This we do in support of various national strategic priorities:

- Food Security
- Job Creation
- Training
- Poverty Alleviation
- Rural Development
- Environmental, Conservation and Climate Management

In order to create such an enduring development, with hardly any service burden on the Local Langeberg Municipality, we strongly motivate for the declaration of Galenia, Little Bean and Goudmyn Farms as a **Special Planning Area** for the development of a **Contemporary Agri-Village**, outside the Montagu Urban Edge, in the Langeberg SDF.

Based on our well researched and illustrated land analysis, we have come to the conclusion that there is an excellent opportunity to establish a new Contemporary Rural/Agri-Village which will contribute significantly to enhance the broad strategic and development objectives of the Langeberg Municipality.

This proposed development will have as its core objectives:

- The expansion of existing agriculture on the farms
- A complete turnkey solution of the failed land reform project – Goudmyn Farm
- Facilitate additional economic and small enterprise opportunities in the Tourism, Agri-Tourism, Agri-Processing and Public Transport Sectors
- An integrated Rural Development Human Settlement for all income groups
- Conservation Rehabilitation and expansion of existing formalized conservation status of the farms.

This proposed development will be privately funded and will ensure that no capital investment is required from the Langeberg Municipality and no services (sewer, water and power) are required from the Municipality.

All of these services will be privately designed, built and managed and administered by a future Home Owners Association, with strict management regulations. These services will be designed by registered private consultants and approved by the Local Municipal Authorities. CMAI has many examples where they have implemented this model successfully.

### **A NEW CONTEMPORARY RURAL/AGRI-VILLAGE**

Continued urbanization increases extreme financial and social burdens on our society. These include over-population, pollution, lack of infrastructure services and over-utilization of natural resources and escalating property prices and costs of living.

The World Economic Forum acknowledges and

supports the growing trend and imperative to "de-urbanize" to combat the negative impacts of urbanization:

See: <https://www.weforum.org/agenda/2017/10/end-of-cities-urbanization-housebuying>.

A solution to address the negative impacts of urbanization, is the establishment of contemporary rural villages. These are integrated, sustainable rural villages where residents live a life in balance with nature, minimizing consumption and maximizing the resources available for the best and healthiest lifestyle possible. This solution is the revival of an age-old concept where communities live close to fertile agricultural land for the daily need of the freshest food possible, and a maximum of open, green spaces to enjoy for recreation and wellbeing.

To re-enforce an earlier point, the establishment of a contemporary rural village is based on five

(5) principles:

- Agricultural production & Food Security;
- Rural Development;
- Poverty Alleviation, Job Creation and Economic Development;
- Integrated Sustainable Human Settlement; and
- Biodiversity Conservation.

Thus, here is a unique opportunity for Langeberg Municipality to address the various concerns and challenges that were identified in the Langeberg IDP and SDF.

There are three (3) farms, directly east of the former Montagu Municipal Boundary. These include:

- **Goudmyn:** Portion 7 of the Farm Derde Heuwel No 149
- **Galenia:** Remainder of the Farm Les Hauts De Montagu No 235
- **Little Bean:** Portion 1 of the Farm No 152



# **1. Strategic Objectives of the Langeberg IDP**

We fully support and endorse the six strategic objectives that were identified in the IDP, which are:

- **Housing:** An effective approach to integrated human settlements and improved living conditions of all households.
- **Basic Service Delivery:** Maintain infrastructure to provide basic services to all citizens. We will provide our own infrastructure at no cost to the Municipality but to be signed off by the Municipality.
- **Local Economic Development** Create an enabling environment for economic growth and decent employment adding economic, socio-economic, environmental and sensory value to the region and the Municipality.
- **Accountable Administration** An efficient, effective and responsive administration.
- **Sound Financial Management:** Adhere to all Laws and Regulations applicable to Local Government.
- **Effective Stakeholder Engagements** To promote Civic Education.

From the attached Development Proposal, it is clear that the Proposal is consistent with the Strategic Objectives of the Langeberg IDP.



The Municipal Manager  
Private Bag X2  
ASHTON  
6715

For Attention: MR SA MOKWENI

Dear Sir,

**LANGEBERG MUNICIPALITY – PROPOSED DRAFT INTEGRATED DEVELOPMENT PLAN  
AND SPATIAL DEVELOPMENT FRAMEWORK**

The public notice and request for comments / inputs on the draft Langeberg Municipal Integrated Development Plan and draft Spatial Development Framework refers. Our focus is on Montagu (Wards 7 & 12). We studied that IDP and SDF and the alignment between the documents and herewith our comments on the IDP and SDF.

**1. Strategic Objectives**

We support and endorse the six strategic objectives that were identified in the IDP, which are:

- |                                     |   |
|-------------------------------------|---|
| ◦ Housing:                          | An effective approach to integrated human settlements and improved living conditions of all households. |
| ◦ Basic Service Delivery:           | Maintain infrastructure to provide basic services to all citizens.                                      |
| ◦ Local Economic Development        | Create an enabling environment for economic growth and decent employment.                               |
| ◦ accountable administration        | An efficient, effective and responsive administration.  |
| ◦ Sound Financial Management:       | Adhere to all Laws and Regulations applicable to Local Government.                                      |
| ◦ Effective stakeholder engagements | to promote civic education.   |

## 2. Current challenges / Problem Statement

We acknowledge the current challenges that were identified in the IDP / SDF:

### 2.1. Housing and Human Settlement

- 2.1.1. According to the January 2016 SDF, the current housing need for Montagu was approximately 2400 units. An area of approximately 60 ha of land is required to provide in this housing need.
- 2.1.2. The SDF map has only earmarked about 28 ha of land for housing purposes. Where will the other 32 ha be secured from? The 8.8 ha identified in the SDF is (Montagu Extension 2), an approved, undeveloped high income residential development, that has not been developed since the 1982 approval. Should this area be deemed unsuitable for subsidised housing purposes, 38 ha of additional land has to be identified to address the 2016 housing need for Montagu.
- 2.1.3. The housing pipeline for the next 5 years proposes approximately 515 units in Montagu. This means that only approximately 25% of the January 2016 housing need for Montagu will be addressed by 2021.
- 2.1.4. There is a substantial need for affordable middle income and GAP-Housing, which has not been quantified in the IDP. Indications are that there are in excess of 130 families in the Montagu area only, which need and qualify for GAP Housing.
- 2.1.5. The SDF states that ±12 ha along the banks of the Kingna River in Ashbury are earmarked for housing. The SDF states that "...this land should be developed as a mixed income, mixed use project with a significant GAP component..." This is not a bad proposal, but that area is included as part of a 15 ha area in the housing pipeline, so where is the land for housing then? It appears that there is not clear alignment between the IDP, SDF and Housing Pipeline?
- 2.1.6. The SDF states that housing development "...should preferably be located on north facing slopes..." but the identified housing projects for Montagu are all on southern facing slopes? There is therefore a conflict between the housing proposals and the SDF. In terms of pure site analysis north facing slopes to optimise the use of solar hot water generation and optimisation of environmental value, and socio economic value should be mandatory in today's day and age.
- 2.1.7. It appears that there is not suitable land to address the current housing need and the housing pipeline also acknowledged that negotiations are taking place with private land owners to acquire additional land elsewhere in the municipal area.
- 2.1.8. The SDF mentions that "...Montagu is likely to attract upmarket retirees and city migrants, especially if IT functionality is improved..." and "...Urbanisation is likely to continue with more and more farm workers moving to the nearest



urban settlement..." It is therefore clear that the housing provision should not only be for subsidised housing, but also for higher income groups.

- 2.1.9. The SDF states that "...There may be instances where off-grid eco-villages are warranted, e.g. where an area is too far from one of the main settlement or farm workers don't want to settle there because of social issues. The Koo and Kingna Valleys were mentioned in public participation. There may also be a need for an eco-village near the Wanshoek VGK Primary School in the Agterkliphoogte Valley. Such a settlement should only serve people working in the valley..." It should be noted that if these rural, off grid villages are not integrated with higher income residential uses and integrated community facilities and commercial activities, these villages may just become yet another dormitory town with social challenges... and not a sustainable and viable settlement. It is of utmost importance that contemporary, modern, well designed new rural villages be developed in South Africa to accommodate a new generation of economically active citizens who choose to live in "rural South Africa", close to their families, close to their work and close to their friends: villages with a sense of place. Villages and hamlets with enduring value, where property prices increase with time, where capital can be built accompanied with pride of ownership and associated economic value and socio economic value. Hamlet and villages that are, unlike the current RDP / BNG housing schemes, where there are absolutely no value of any kind: no economic value, no socio economic value, no environmental value, and no sensory value. The moment a RDP development is completed, the entire value of the area or precinct only goes one way ..... **DOWN**. We need to stop this terrible housing process by developing well designed and well planned contemporary new rural villages and hamlets where the value goes **UP** once completed.

## 2.2. Land Reform, Agriculture and Small Scale Farming

The IDP and SDF raised the same points on the importance of the agricultural sector as a vehicle for job creation, and also highlighted some challenges. These are:

- 2.2.1. The IDP express the wish to see more successfully implemented land reform projects. The focus is for the Department: Rural Development and Land Reform to assist the Langeberg Municipality in acquiring agricultural land for small scale farmer development.
- 2.2.2. Goudmyn, located on Portion 7 of the Farm No 149 abuts the former municipal area of Montagu and is a failed land reform project. The farm was handed over to a community trust, with no additional capital, agricultural resources or agricultural equipment. This farm has marginal potential and the reality is that limited subsistence farming is taking place, and the beneficiary families, with their children and grandchildren (3 x generations) have settled on the farm, without adequate services infrastructure. This is a potential future housing crisis.
- 2.2.3. The SDF highlights that - The biggest constraint in expanding agricultural production is the availability of irrigation water and suitable land.



- 2.2.4. The SDF states that "...*Small scale farming possibilities for residents within the municipality should be encouraged to instil self-sufficiency...*" - this will only be realistic if the farmers are equipped with the necessary skills, equipment, infrastructure, and water.
- 2.2.5. The increase in food demand as well as exports will have a great impact on the municipality's ability to deliver high quality produce. Small scale farming possibilities for residents within the municipality should be encouraged to instil self-sufficiency.

### 2.3. Biodiversity Conservation and Scenic Landscapes

According to Fig 3.2.6.3 (VEGETATION STATUS), in the SDF, the Montagu area has the least threatened vegetation status in the Langeberg Municipal area, and the Critical Biodiversity Area Implications for the municipal area include:

- 2.3.1. To minimise the impacts of urban development in Fynbos, houses should be clustered within a fire-free zone and protected with an appropriate fire belt. Firebreaks must be clear within the development footprint, not in adjacent veld.
- 2.3.2. For all types of development, footprints should be minimised. The focus should be on selecting alternatives that maximise the retention of indigenous habitats, species and ecological processes.
- 2.3.3. The formal and informal conservation areas already extensively protecting the critical biodiversity area network, should continue to be extended, especially by promoting private nature reserve and permitting resort development within the relevant guidelines as an incentive. This will promote economic growth and employment creation in the tourism sector as well as promote biodiversity conservation.
- 2.3.4. The SDF states that "...for all types of development, footprints should be minimised. The focus should be on selecting alternatives that maximise the retention of indigenous habitats, species and ecological processes..."

From the information in the SDF it is not clear how these requirements as well as the stated housing needs are to be addressed. It should also be noted, that since the Montagu area has the "least threatened" eco-systems, this area will be more suited for development, on a municipal scale, compared to other, more environmentally sensitive areas in the Langeberg Municipal area.

### 2.4. Tourism and Local Economic Development

According to the IDP, tourism is one of the main economic drivers in the Langeberg Municipal area. The IDP states that the Langeberg Municipality is committed to support local tourism and to create an environment which is conducive to unlock economic opportunities to the benefit of our broad community. The challenge is to create a more accessible tourism sector for the Langeberg area which the broad community can participate in, own and develop. The following aspects should be highlighted regarding economic development and Tourism:

- 2.4.1. There is an envisaged outcome that Bigger businesses mentoring and supporting smaller SMME's.



- The municipality needs to expand the rates base.
- A need for tourism and agricultural skills development and job creation.
- A need to expand the agricultural production, but limited water and soil conditions may limit the implementation.
- A need for skills development to enable economic development and job creation.
- A need to broaden and improve the revenue base of the municipality.
- A need for biodiversity conservation for maintenance of ecological processes, and to enable and support tourism.

### 3. The solution – New Contemporary Rural Villages

With urbanisation comes several problems. These include over-population, pollution, lack of infrastructure services and over-utilisation of natural resources and escalating property prices and escalating cost of living.

The World Economic Forum is acknowledging that there is a growing trend to “de-urbanise” to combat the negative impacts of urbanisation – refer to

<https://www.weforum.org/agenda/2017/10/end-of-cities-urbanization-housebuying>.

A solution to address the negative impacts of urbanisation, is the establishment of contemporary rural villages. These are integrated, sustainable rural villages where residents live a life in balance with nature, minimising consumption and maximizing the resources available for the best and healthiest lifestyle possible. This concept is the revival of an age-old concept where communities live close to fertile agricultural land for the daily need of the freshest food possible, and a maximum of open, green space to enjoy for recreation and wellbeing.

The establishment of a contemporary rural village is based on five (5) principles, these being:

- Agricultural production & Food Security;
- Rural Development;
- Poverty Alleviation and Economic development;
- Integrated Sustainable Human Settlement; and
- Biodiversity Conservation.

Here is a unique opportunity for Langeberg Municipality to address the various concerns and challenges that were identified in the Langeberg IDP and SDF.

There are three (3) farms, directly east of the former Montagu Municipal boundary. These include:

- Portion 7 of the Farm Derde Heuvel No 149 (Goudmyn),
- Remainder of the Farm Les Hauts De Montagu No 235 (Galenia);
- Portion 1 of the Farm No 152 (Little Bean)

### 3.1. Goudmyn; Little Bean & Galenia

Goudmyn is a failed Land Reform Project, where three generations are currently living on this farm, without proper services infrastructure and with limited water and resources for farming. Unviable subsistence farming is taking place on the farm. In its current form, it is a ticking time bomb for a housing crisis. Similar to the well-known, Brackenhill Forestry settlement, east of Knysna, where former forestry workers settled on subserviced, private land, and now demand that the local authority should service the land and address the housing need...

Little Bean and Galenia are privately owned, agriculturally productive land, with an existing, 5-star tourist accommodation establishment. Galenia has produced, international award winning Olive Oils and wishes to expand the agricultural production on the property.

Currently the Goudmyn community does not have individual title ownership of their land. They rely on subsistence agriculture and the trustees are struggling financially.

Linking Goudmyn up with the neighbouring Galenia and Little Bean properties in an integrated project provides an opportunity for the Goudmyn Trustees and their dependents to become land owners in their own right; providing access to loans & capital. It could also assist with access to skills development and training in the agricultural and tourism sectors.

The vision for this integrated approach is to develop a new rural village that will include:

- Expand the agricultural activities on the farms and
- Turnaround of the failed land reform project on Goudmyn;
- Capitalise on the existing, authorised airfield on Little Bean property to unlock economic and tourism opportunities for the whole Montagu area;
- Expand the tourism activities on the farms;
- Provide an integrated rural settlement for all income groups; and
- Expand the formalised conservation status of the farms.

#### 3.1.1. Expansion of Agricultural Produce

The proposed development for Galenia Estates and Goudmyn will initiate new agricultural activities for the properties as well as for the district. The properties have pockets of prime agricultural land but the biggest portion of the properties can be described as marginal agricultural land. These fragmentations are largely due to the geology of the area. In a recent study by OABS the following crops were identified as suitable for cultivation on the properties, i.e. almonds, figs, pomegranates, plums and lucerne. The crops will only be cultivated on high potential agricultural land.

The development of housing is destined for marginal areas and will not take up any high potential agricultural land, will not fragment agriculture, but rather unlock economic potential on marginal areas.



The proposed development will furthermore contribute to food security in the sense that agricultural activities will increase on the properties. It will also create much needed job opportunities in the area.

### **3.1.2. Goudmyn Land Reform and settlement of small scale farmers**

In its current form, it is a ticking time bomb for a housing crisis. Similar to the well-known, Brackenhill Forestry settlement, east of Knysna, as mentioned above.

The proposed development will contribute to the Goudmyn smallholder farmers through physical and financial support by commercial partners, amongst others, infrastructure, sharing of knowledge, admin support, sharing of equipment in order to achieve economies of scale, etc.

No demand will be made on the Municipality's infrastructure at all. Galenia has enough water to supply themselves as well as Goudmyn with potable water. Modern, state of the art sewer works with associated wetlands will be built by Galenia and the clean water reused for irrigation. Optimum use of solar technology will ensure the minimum power requirement from say ESCOM. Fibre optic technology will be provided and available throughout the proposed new hamlets and villages.

### **3.1.3. Tourism and Economic Opportunities**

Galenia has an existing, internationally known 5-star tourist accommodation establishment. Galenia already provide jobs in the tourism sector. With the development of the proposed rural village, the tourism activities can be expanded to agri-tourism, eco-tourism, a tourist visitors' centre and in-service training for tour guides, chefs, and housing can be supplied to all workers on the estate in these new hamlets etc.

Goudmyn and Galenia, are located on the well-established R62 Tourist Route and the proposed development can strengthen and expand the tourist offerings on the R62 route.

The proposed development offers an opportunity to expand the commercial and transport infrastructure by unlocking the potential of the private airfield. The airfield at Goudmyn, can be optimised to provide access for:

- High end tourists to nearby game reserves and accommodation establishments;
- Agricultural spray planes;
- Quick access to the ports for exporting of agricultural produce;
- Medical transport;
- Recreation flights, and
- Emergency services.

This private airfield on private land, can play a key role in unlocking economic opportunities for Montagu and surrounds.

### 3.1.4. Integrated rural settlement for all income groups

The proposal is to develop low-key, small hamlets on these farms, on land that has marginal agricultural potential and low conservation potential. These will be pockets of residential development that is connected by ecological corridors and farm land. It should be noted that Goudmyn and Galenia have predominantly northern and eastern facing slopes – consistent with the SDF recommendation to develop residential areas on northern facing slopes.

A range of housing opportunities, from GAP Housing to High end residential housing can be provided. This will address the shortfall of land for housing purposes that were identified in the IDP.

### 3.1.5. Expanded conservation status

The Langeberg -Wes Mountain Catchment Area (proclaimed protected area), covers the southern, mountainous portion of Galenia. There are larger portions of natural habitat and river corridors that do not currently enjoy any formal conservation status.

Here is an opportunity at Galenia to create and formalise the conservation worthy areas as 'biodiversity offset' for the proposed development.

## 4. Conclusion and Recommendation

We conclude that there is a unique opportunity to establish a new contemporary rural village that will contribute to meet the strategic objectives as identified in the Langeberg IDP and that will also address the development needs and challenges identified in the IDP and SDF.

It is recommended that Langeberg Municipality earmarks the Goudmyn, Little Bean and Galenia Farms as a "Special Planning Area" for development of a contemporary rural village, outside the Montagu urban edge, in the Langeberg SDF. This proposed development should address and include the following aspects:

- Expansion of the existing agricultural production on the farms;
- Turnaround of the failed land reform project on Goudmyn;
- Unlock economic opportunities in the tourism, agri-processing and transport (airfield) sectors;
- Provide an integrated rural settlement for all income groups
- Expand the formalised conservation status of the farms.
- This proposed Private Public Partnership, will be funded privately, and will ensure that no capital is required from the Municipality and no services (sewer, water, electricity is required from the local authority). All of these services will be privately managed and built, with the services designs done by registered private consultants and approved by the local authority. There are examples where this has been done successfully elsewhere. With the tendency in many Municipalities in SA taking strain, this is a welcome opportunity to grow the economy without costing the Municipality anything. In fact, statistics that were published in early April 2018 states that 37% of our Municipalities in SA are now



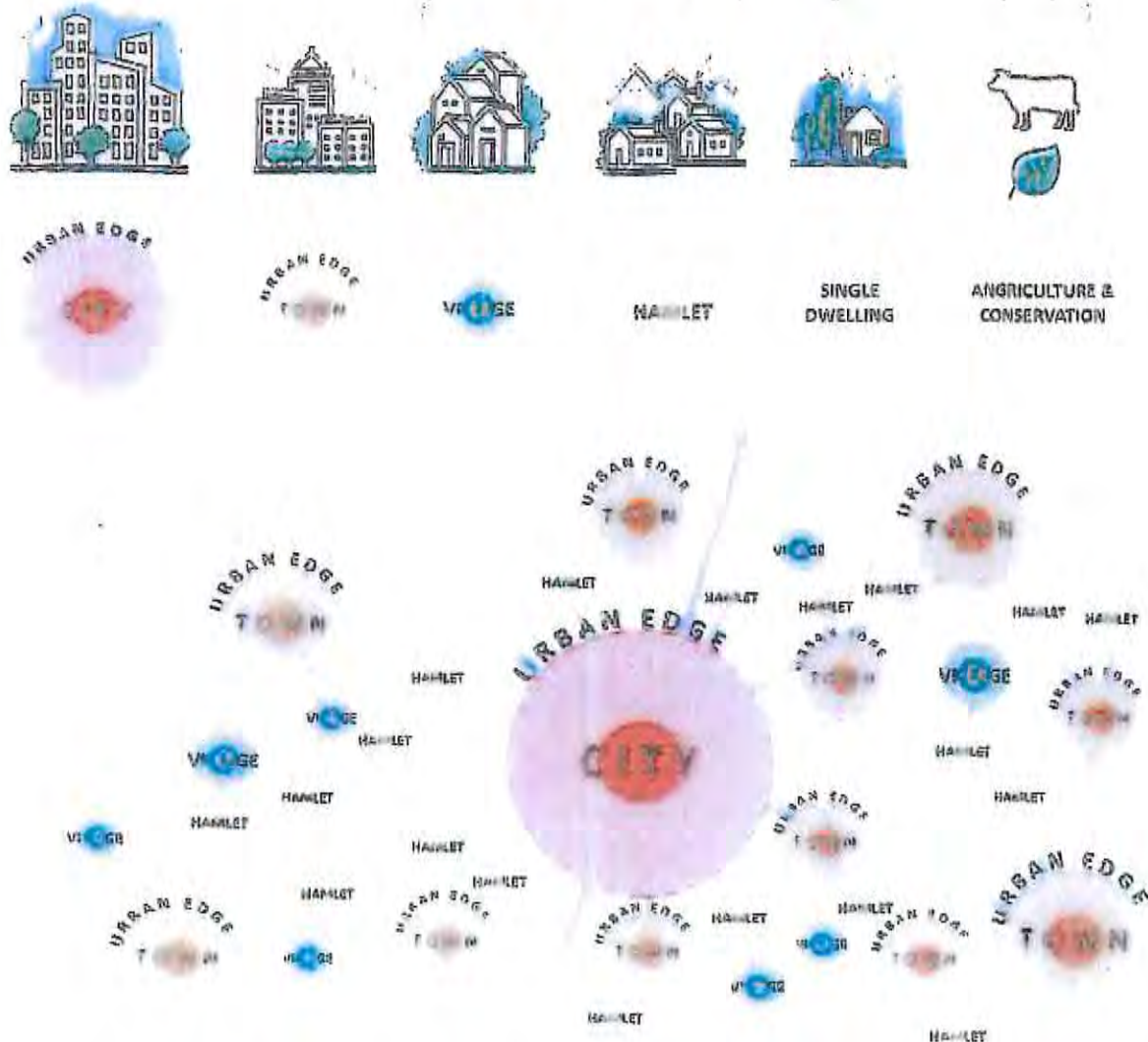


The extent of the Galenia, Little Bean & Goudmyn proposed development is about 3km outside of Montagu.

Cape Town to Galenia via N1 & R60	190km
Worcester to Galenia via R60	78km
George to Galenia via N2	260km
Beaufort West to Galenia via N1	384km



*Outside of the Urban Edge*



One of the biggest challenges we face as a Nation is HOW are we going to cope in accommodating the approximately 31 million SA Citizens (55% of the South African population) who are living outside the various current URBAN EDGES. Current Provincial planning legislation requires every Town or Municipality to have a defined Urban Edge. Theoretically it is stated that this urban edge is mandated to help and or assist Municipalities with their IDP budgets and that the Urban Edge should NOT be a determinant

whether a development can occur outside the Urban Edge or not. However, the reality is that almost all residential development or Agri Village or Rural New Town applications outside these Urban Edges get turned down without fail because....."It is outside the urban edge".

See attached diagram of how our system now functions with Towns and cities with Urban Edges around them and thus the only places where developments can occur or currently



Village



Hamlet



Farmstead  
Cluster

Collectively, the three farms, Galenia, Little Bean and Goudmyn, a short distance outside the town of Montagu, outlines the proposed new development of a Rural Farm Village and related Hamlets. These farms, also determine the character of the proposed development.

As such, each farm is developed around different size nodes namely; Villages, Hamlets and Farm Stead Clusters.

A **Village** is a group of houses and associated buildings, larger than a Hamlet but smaller than a town, situated in a rural context.

A **Hamlet** is a settlement smaller than a village and usually a settlement without a church.

A **Farmstead Cluster** traditionally comprised by a farm and its associated buildings. A Farmstead Cluster is created in a similar character, where individual buildings

need not belong to the same group of people.

Historically, the world over, human settlement patterns followed the same procedure for thousands of years..... a few Farm Stead Clusters fed into a Hamlet. A few Hamlets fed into a Village and eventually Several Villages resulted in a Town being formed as the process formalized and eventually a few Towns support and fed in to a City.

These nodes in the development proposal are connected to one another with a series of roadways. Existing roadways on the three sites were traced to coincide and enhance the current movement over the landscape and reduce the impact of new road structure as far as possible. Little Bean has an existing airstrip with functional storage facilities. The presence of an airstrip connects the development to a larger area by means of air traffic. This is significant from an investment point of view.





\*the examples below are not the work of CMAI Architects, but rather precedents sourced to portray the intended architectural character to be created


reference on proposal diagram: Go-VI




Karoo Rowhouse with Commercial



Gable Home (traditional & modern)



Karoo Rowhouse & Gable Home



Agri-Processing / Tourism Shed


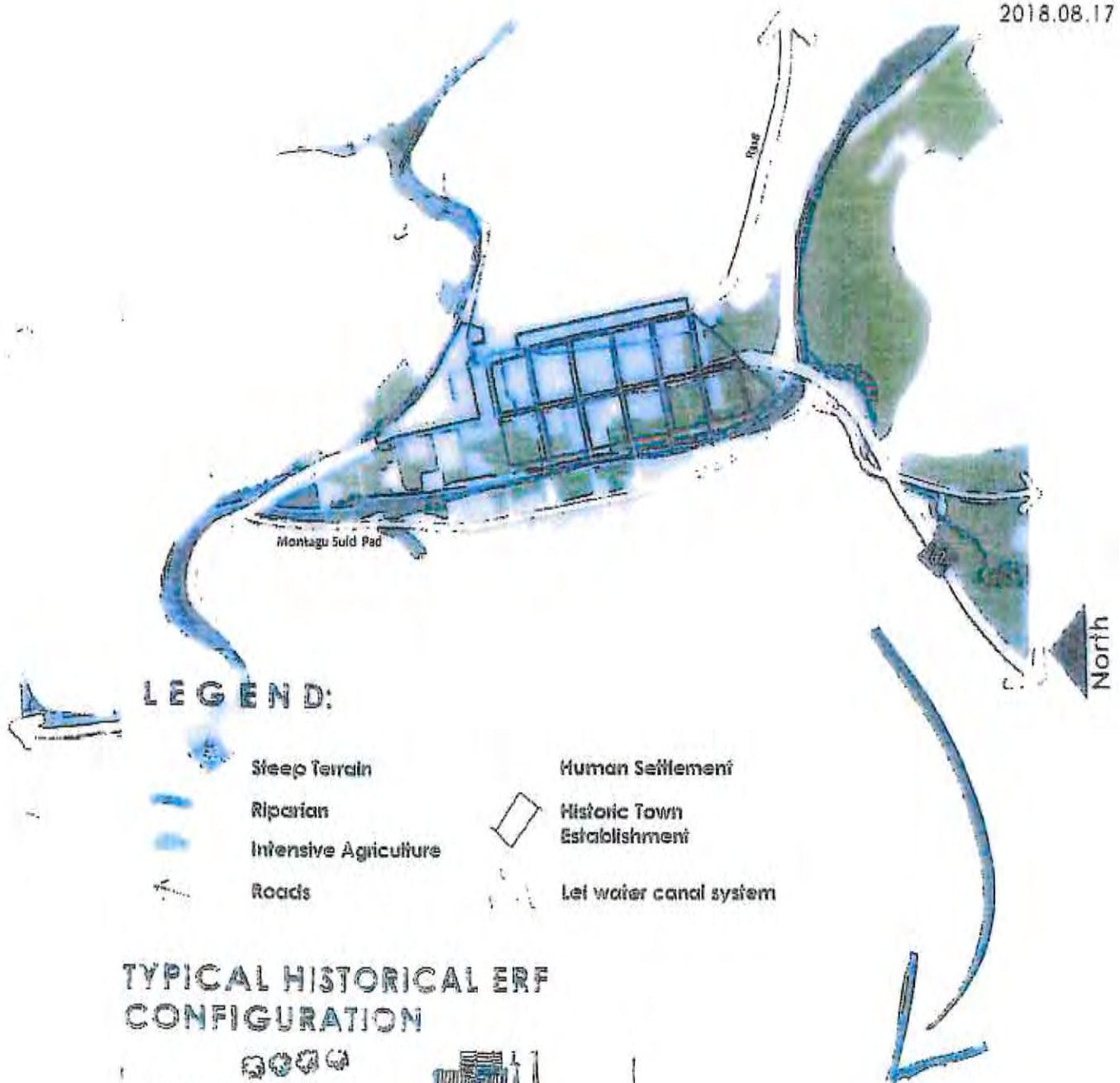


Village Mansion Home





2018.08.17



LONG, NARROW ERF WITH DWELLING  
SITUATED ON THE STREET EDGE

**Annexure B:**  
**Comments received**



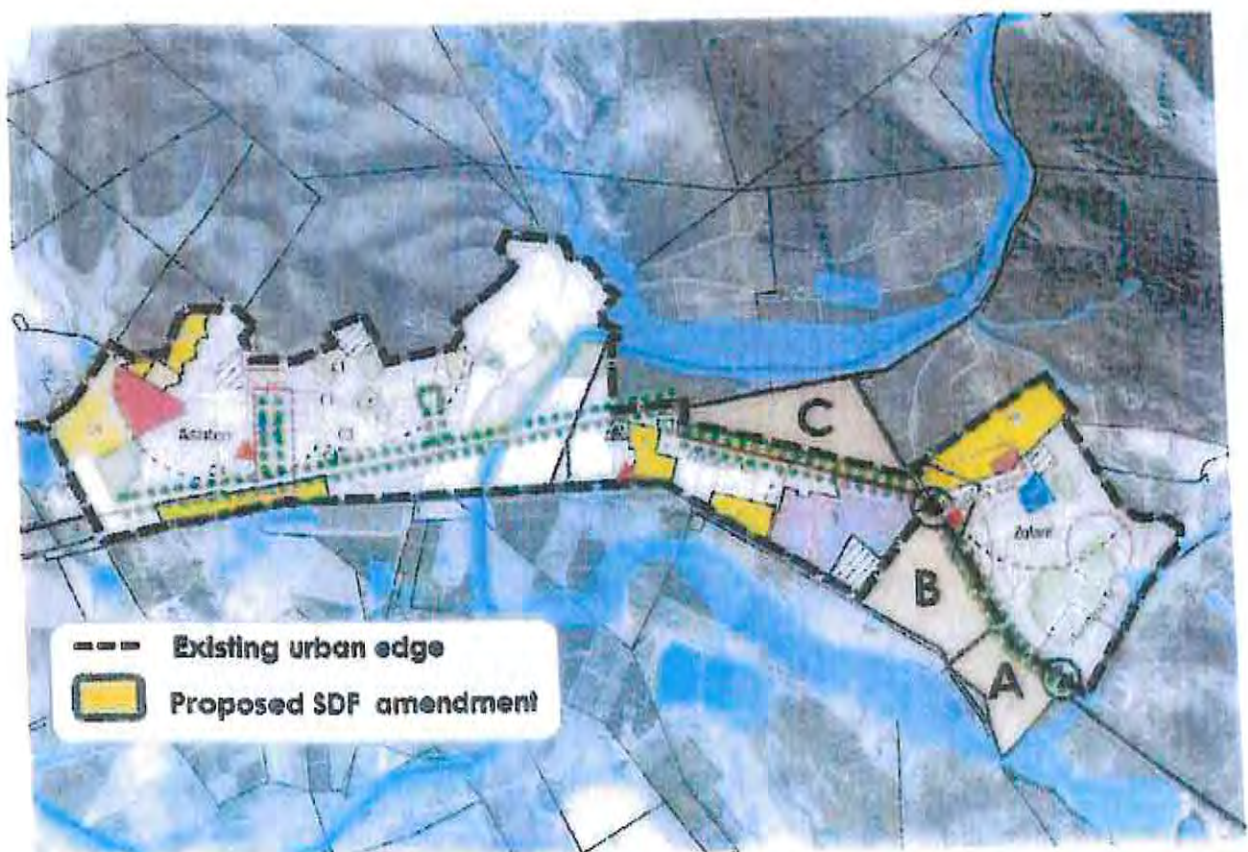


subsequent amendment of the Langeberg SDF and IDP will not be possible within these impractical timeframes.

- 1.5 Section 2 that follows speaks to the comments on the proposed amendments to the Ashton/Zolani Urban Edge and Section 3 speaks to the Proposed Establishment for a "Special Planning Area" for the development of a contemporary rural village outside the Montague urban edge.

## 2. PROPOSED AMENDMENTS TO THE URBAN EDGE IN ASHTON/ ZOLANI

- 2.1 The location of the 3 sites proposed to be included in the Ashton/ Zolani urban edge are depicted in the figure below.



The table below summarises the site information of the 3 sites

Property details	Site A	Site B	Site C
Property affected	Erf 17/158	Erf 71/158	Portion of Farm 197, Gores
Owner	Zandvliet Wine Estate	Langeberg Municipality	Mr. Bruwer
Estimated extent (as indicated by Langeberg Head Planner)	±18.49ha	±16.05ha	±43ha

Property details	Site A	Site B	Site C
Current land use	Uncultivated agricultural land	Portion accommodates sewer works and rest of the site is vacant	Agriculture (vineyards)
Current zoning	Agriculture Zone 1	Industrial Zone 1	Agriculture Zone 1
Location inside the urban edge	NO	NO	NO
Has an EIA been issued for the site?	NO	NO	NO
Current SDF designation	Intensive agriculture	Agriculture	Agriculture
Proposed SDF designation	New development area to accommodate low income housing	Industrial/ Mixed use	Agriculture and Mixed use development

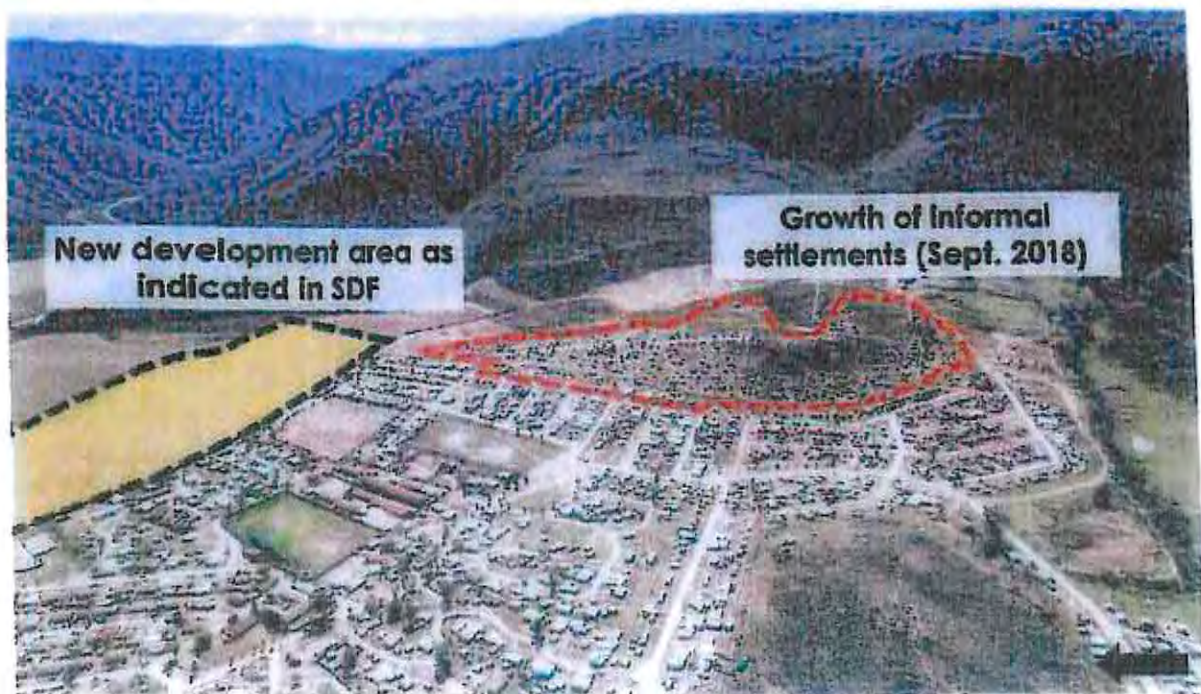
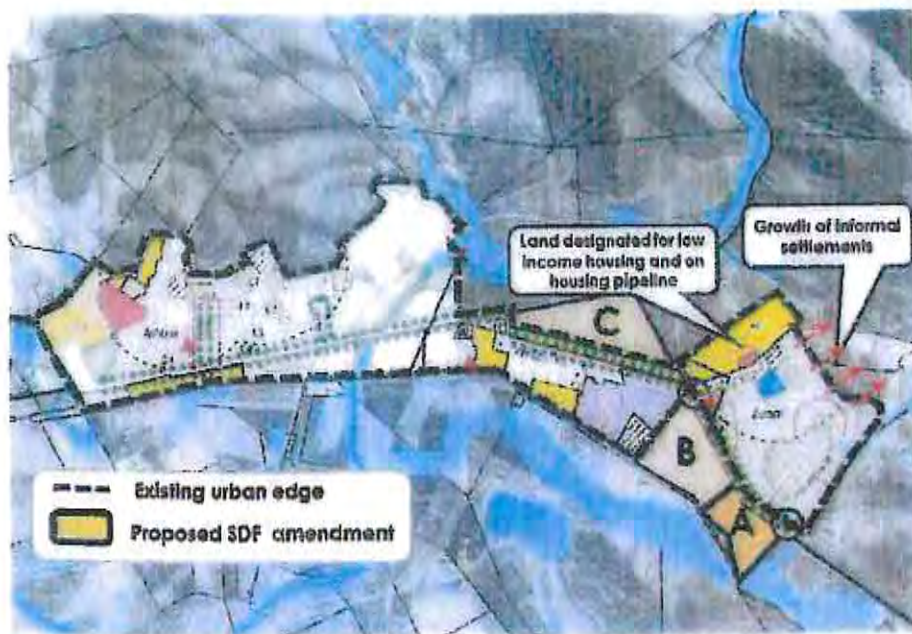
## 2.1 Assessment of Site A

- 2.1.1 Site A is an uncultivated, unused parcel of land located south west of the existing Zolani settlement. The land was donated by the Zandvliet Wine Estate for the provision of low income housing, with a request to accommodate some of their farm workers within the development. The project could potentially yield up to 1000 opportunities if developed at 80 du/ha (minus 20% for other land uses).



- 2.1.2 The question arises whether an alternative site for low income housing exists in Ashton/ Zolani. Although a large parcel of land north of Zolani identified in the SDF has been on the Ashton Housing Pipeline for three years, the sale of the land remains under negotiation and is said to have a potential yield of 960 opportunities. The most recent housing demand figures for Ashton is 1212 homes recorded on the WCHDDb (dated 2017), however, local planners contend that this need is significantly less than the current need for low income housing, evidenced by the growth of informal settlements to the east of Zolani.





- 2.1.3 It is acknowledged that the inclusion of Site A within the Ashton urban edge will not contribute to the integration of Ashton and Zolani and that a better suited site closer to Ashton would be best. It does however, assist the Municipality to alleviate pressure to acquire land for housing in Ashton, and in the context of existing financial constraints this offer cannot easily be dismissed. With respect to location, Site A is no further from Ashton than the existing Zolani settlement, and in close proximity to existing bulk infrastructure.



2.1.4 This places greater significance on the land between Ashton and Zolani to close the gap of separation between the two settlements, through economic rather than residential integration. It is imperative that economic opportunities including SMMEs are incentivised in this area, especially along the proposed road link between Ashton and Zolani, particularly as temporary employment opportunities currently offered through nearby roadworks will definitely cease in the near future, which will result in further unemployment in Zolani.

2.1.5 *This Department is in support of this amendment to the urban edge to accommodate the development of Site A.* However it is recommended that the development of 18.4ha of land is not limited to only low income residential development, and that a range of land uses, and housing design options are included to create a positive living environment. It is therefore recommended that Site A is included within the urban edge and is designated for urban development and that the detail is explored through a Precinct/ Development Plan. Support is granted with the assumption that necessary measures will be in place to protect existing natural systems on and beyond the extent of the site.

## 2.2 Assessment of Site B

2.2.1 Site B is located between the areas designated for industrial development and the proposed Site A development which was discussed in the previous section. The motivation argues that "the site could be used as a node that will link Ashton to Zolani, and could be seen as a prime instrument for promoting integration between Ashton and Zolani."



2.2.2 While we strongly agree with the Municipality's sentiments that Site B could potentially play a key role in the integration between Ashton and Zolani, it is unfortunate that the existing WWTW on which Site B is located is still subject to the 500m buffer surrounding the facility to prevent health and safety risks and to minimise odour nuisances for local residents.

2.2.2 Despite the location of the WWTW and its related buffer distance, Site B has an existing Industrial Zone designation which allows for its inclusion in the urban edge. *This Department is therefore in support of this amendment to include Site B in the urban edge.* However, it is recommended that the Municipality

critically considers an alternative location for the WWTW in the long term so as to make the most of the Site B's potential to play a key role to integrate the two settlements.

### 2.3 Assessment of Site C

- 2.3.1 Site C is a productive vineyard located at a key intersection of the R62, at the southern end of the Kogmanskloof and R60 located outside the urban edge of Ashton. The proposed amendment is to allow for the site, currently zoned and used for Agricultural purposes to allow for mixed use development in addition to the agricultural activity.



- 2.3.2 The motivation for this amendment is to take advantage of the exposure of passing trade to allow for SMME businesses and periodic markets through the provision of a single sided service road to provide direct access to these opportunities.
- 2.3.3 It is at this juncture that the need for more information would be useful. It is not clear from the documentation received which parts of Site C is proposed to be used for mixed use development or potentially how much agricultural land would be affected.
- 2.3.4 DEA&DP is in support of the inclusion of this site in the urban edge of Ashton. A Precinct Plan should follow which will guide the subdivision and determination of appropriate zones. Support is granted with the assumption that necessary measures will be in place to protect existing natural systems on and beyond the extent of the site.



### 3. PROPOSED ESTABLISHMENT OF A "SPECIAL PLANNING AREA" FOR DEVELOPMENT OF A CONTEMPORARY RURAL VILLAGE OUTSIDE THE MONTAGUE URBAN EDGE

3.1 The "SDF Amendment Report" included the passage below, an aerial photograph indicating the locality and an illegible scanned copy of a report authored by CMAI Architects.

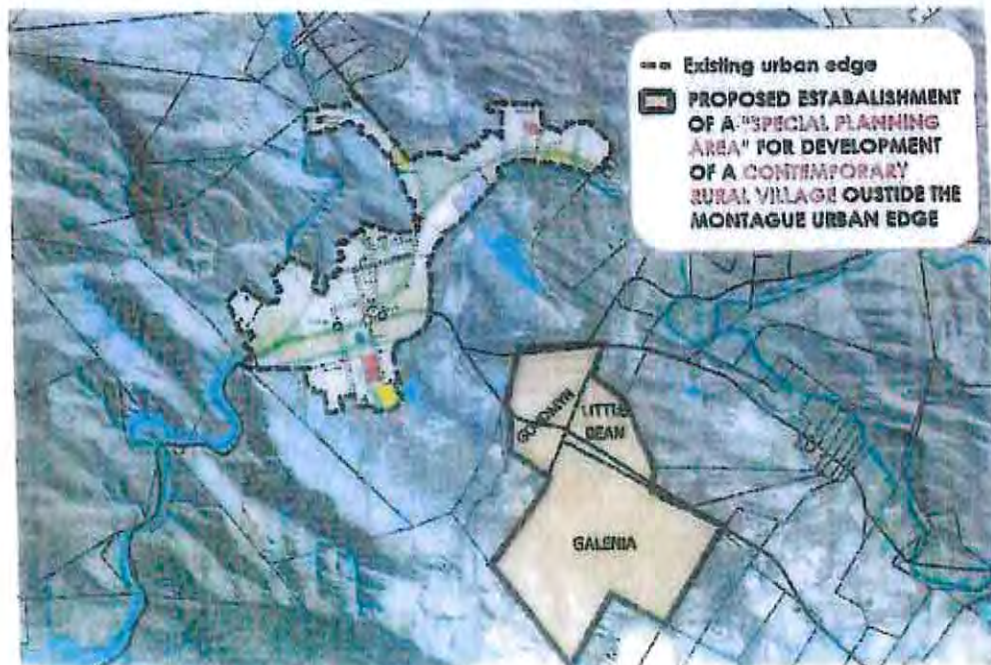
*"A request to amend the SDF was received from CMA Architects for a "Special Planning Area". This request entails a proposed new contemporary rural development (Village) on*

- 1) Remainder of the Farm Des Hauts de Montagu (Galenia 235);*
- 2) Portion 1 of the Farm No. 152 (Little Bear) and*
- 3) Portion 7 of the Farm Derde Heuvel no. 149 (Goudmyn)*

*The aim of the contemporary rural villages are inter alia where residents live in balance with nature, live close to fertile agricultural land and a maximum of open green space to enjoy for recreation and well-being.*

*The proposal is to develop low impact small hamlets on the farms on land that, according to the owners, has marginal potential and low or no conservation importance. The proposal is to provide a range of housing opportunities, from GAP to High end residential housing"*

3.2 From the documentation we can see that the development consists of between 250 and 270 residential units ranging in erf size between 300m<sup>2</sup> and 2000m<sup>2</sup> and in unit size between 75m<sup>2</sup> and 700m<sup>2</sup>.



3.3 The Langeberg SDF does not allow for "Special Planning Areas" and it is therefore not clear why this documentation has been included in the SDF Amendment Report.

3.4 Despite the above, we use this opportunity to assert that the DE&DP is not in support of a development of this nature for the following reasons:



- a) The development is contrary to provincial and national planning policies;
- b) The application does not demonstrate an understanding of how such a proposal responds to the existing legislative requirements, particularly the planning principles as underpinned in SPLUMA and LUPA;
- c) The proposed development detracts from the unique character of Montagu and will have an impact on the existing local economy, particularly the tourism economy within Montagu;
- d) The development represents non-contiguous leap frog development, upmarket development and exacerbates segregated settlement patterns;
- e) The documentation provided does not provide for a compelling argument to substantiate such a significant deviation from the Langeberg SDF and the urban edge of Montagu; and
- f) Claims that the development will not lead to financial responsibilities on the Municipality to provide and maintain infrastructure in the short and long term is not backed by credible information.

3.5 When considering developments of this scale and nature, the Langeberg Municipality should understand its responsibility to:

- a) Safeguard the fiscal sustainability of the municipality – in the short term in terms of capital costs and in the long term in terms of operating costs – by ensuring that the development is self-funded in terms of bulk and link servicing requirements
- b) Ensure that there is no undue subsidisation of services to and in these areas on the part of the existing ratepayers of the Municipality and or the state where this is not going to address the legacy of spatial apartheid, the imperative of spatial justice and the needs of disadvantaged residents most in need of public assistance.
- c) Safeguard the long term sustainability of servicing these settlements to the extent that the public sector is responsible or might reasonably be found to be the default responsible party
- d) Demonstrate tangible social and economic benefits for the municipality and existing settlement residents, balancing the provision of live – work - play opportunities, and securing the financial sustainability of the proposed new development area.

3.6 Such development proposals must provide the Langeberg Municipality with the following:

- a) Evidence as to why the proposed target market of the proposed development cannot be accommodated within the existing urban edge on existing vacant and under-utilised land
- b) Evidence that the development fulfils the needs and priorities identified in the IDP and does not draw attention and resources away from other priorities
- c) A clear assessment of the impact on bulk services, what bulk services would be required and when these would practically come into operation
- d) Evidence that there is no impact on existing capacity and future capacity being brought on stream by existing infrastructure investment programmes, given service delivery backlogs in the existing built footprint of the Montagu settlement and the need to maintain and upgrade existing infrastructure.

- e) Evidence that landowners and developers within the urban edge, who have acted in alignment with Council policy, with legitimate expectations of obtaining services from the Municipality will not be negatively affected.
- f) Adequate provision to ensure permanent employment generating activities for residents of Goudmyn are part of the development to minimise commuting costs, and that this is not limited to retail which has little local generative impact;
- g) Assurance that such economic land uses are operational from the outset of residential occupation of the development
- h) A signed written agreement committing the applicant (and its successors in title) to the planning, design, construction and full upfront financing of all bulk utility and public transport Infrastructure external to the site, in addition to development contribution requirements
- i) Any changes to the terms and conditions of this agreement (including the signatories) would need Council approval given the possibility that this would impact financially on the Langeberg Municipality and as a result impact on its IDP;
- j) An assessment of the operational costs and any other 'hidden costs' of the proposed development to the Municipality and whether these will be retrieved in full by rates and tariff charges based on an understanding of the proportion of landowners within the development that will be liable for such charges and the proportion that will require subsidisation;
- k) Developer commitment to the construction and operation of the full extent of social facilities required by the development, including confirmation on the timing of construction and the period that the social facilities will be operated at the expense of the developer;
- l) An inclusive approach must be followed that enables well planned on-site integration. Where state funding is required for housing (i.e. for Goudmyn residents), an agreement must be in place that specifies:
  - i. subsidies obtained for the development of housing will not be used to fund link infrastructure to market housing;
  - ii. the number of houses that will qualify for the housing subsidy, and the number of houses to be built for the GAP market, the provisions made for the proposed subsidised units on the Municipality's Housing Plan, pipeline and three-year capital budget; and the requisite infrastructure. The GAP market is defined as households earning more than R3,500 and less than R22,000.
  - iii. assumptions on subsidies (infrastructure, land and top structure) to be received from the Municipality and discounted development contributions should also be documented;
  - iv. the agreed standard of services to be installed
  - v. the maintenance agreement with respect to state-subsidised housing units which guarantees the infrastructure and associated services for a minimum of five years at the cost of the developer with performance indicators to ensure prompt service delivery.
  - vi. Demonstrate how local residents housing needs are incorporated into the layout of developments.
- n) Should any green or 'off the grid' infrastructure be proposed – evidence that there is no risk of negative impact on environmental systems and services should there be a break in the functioning of these services

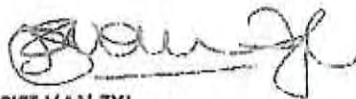


- o) Legal provision that the Municipality will not become obliged by default to service the development in the future should such off the grid systems fail to perform without due provision being made by the land owners to pay the full capital and operating costs of such services
  - p) An assessment of fire risk along the rural – urban interface must be done and satisfactory mitigatory actions identified. Provisions for ongoing maintenance of such actions must be documented and it must be clear how these will be complied with in perpetuity.
- 3.7 A proposal of this nature will necessitate that the Municipality do a proper, holistic SDF and IDP review and consider growth projections and market segmentation and fiscal affordability and the implications to the IDP, i.e. Langeberg Municipality will have to demonstrate that its budget has made sufficient provision to accommodate a development of this nature and understood its impact on the settlement of Montagu.

#### 4. CONCLUSION

- 4.1 Once again, thank you for submitting the proposed amendments to the Langeberg for comment as part of the IDP Review process.
- 4.2 It is hoped that the comments contained herein gives some food for thought and will add value to your SDF amendment process. It is highlighted that failure to take cognizance of the comments contained herein could potentially compromise the credibility of the Langeberg IDP.
- 4.3 Lastly, the comments contained herein suggests that instead of annual amendments to the Langeberg SDF, the Municipality perhaps considers a Review of the Langeberg SDF in order to be reflective of changes in population and economic growth and/decline within and dynamics between settlements to be better equipped to appropriately respond to current challenges and needs within the Municipality.

Yours faithfully



PIET VAN ZYL

HEAD OF DEPARTMENT

ENVIRONMENTAL AFFAIRS AND DEVELOPMENT PLANNING

DATE 26.03.2019

cc. Kobus Brand ([kobus.brand@montagu.gov.za](mailto:kobus.brand@montagu.gov.za))



Ar

15 Bath

Montagu

6720

To Kobus Brand

03 Piet Retief Street

6720

023 614 8000

Re: Spatial Development Proposal: Galenia, Little Bear and Goudmyn.

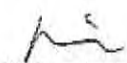
I hereby consent to the proposal to include the three farms as spatial development under the following conditions because agreeing to the fact that the current scenario playing out on the farms is looking rather dire and uncontrolled.

I do however have the following conditions by agreeing to this:

- Constructed as an enclosed estate with a Home Owners Association and a constitution.
- All infrastructure development approvals fall under the local municipality.
- Agriculture development between the R 62 and development of 100 - 200 m be allowed and maintained by the HOA of the development to increase the aesthetic entrance of the town.
- The whole area above and below the road operated as an Estate with a levy.
- Plots in the area of Go-V1 sell for more than R 300 000 per plot.
- Housing plans be approved according to the municipal aesthetic committee vision and guidelines.
- No Smartie Box colour coding of Rowhouse or any other for that matter at the entrance of Montagu Very Important.
- Environmental Impact study done before approval by the applicants.
- Water management plan be submitted to the council for public viewing and input before approval of development to ensure sustainability.
- The project will not be used to solve the low income housing problem by any means in other words RDP or low cost housing less than R 700 000 must not form part of the planning.
- No squatting will be allowed on the property under any circumstances.

This project can solve the current illegal squatting and construction currently on two of these three properties and increase the investment potential of Montagu or destroy it.

Kind regards

  
Peter J Visser

24/1/2019  
Date

Kobus Brand

---

**From:** Jan Hartkamp <t.j.hartkamp@gmail.com>  
**Sent:** 25 March 2019 09:20  
**To:** Kobus Brand  
**Cc:** Freddy Hartkamp; Geoff Brown  
**Subject:** Galenia, Little Bean & Goudmyn Projek  
**Attachments:** 23 Maart 2019 Galenia, Little Bean & Goudmyn Projek.pdf

Goeie môre meneer Kobus Brand,

Aangeheg ons kommentaar i.s. genoemde projek.

Vriendelike groete,

T.Jan Hartkamp



Posbus 369  
Montagu  
23 Maart 2019

Meneer Kobus Brand  
Bestuurder Stads Beplanner  
Langeberg Munisipaliteit

L.S. PROJEK GALENIA, LITTLE BEAN & GOUDMYN

Geagte Kobus,

Na 'n deeglike voorlegging wat deur Mnr. Geoff Brown direkteur van CMAI Architects Vrydag 21 Maart 2019 aangebied is, het dit duidelik geword dat indien hierdie projek reg aangepak word, dit enorme voordele inhou vir ons mooi dorp Montagu en omgewing, en vir ons kinders en kleinkinders. Hierdie is 'n projek wat werk sal skep, meer toeriste sal lok ens.

Dit is 'n projek wat baie goed uiteengesit is en duidelike riglyne gee van wat moontlik is. Dit pas baie mooi in by die mooi natuur, en gaan 'n groot bydrae lewer tot die ekonomie van Montagu.


Die alternatief is baie duidelik sigbaar betreffende Goudmyn, dit gaan binne 'n paar jaar 'n plakkerskamp word, en hoe gaan dit lyk vir toerisme, die mooi omgewing ens. Dit gaan die waarde van omliggende plase sterk verminder, en kriminele oortredinge sterk verhoog.

Die Hartkamp Familie Trust is sterk tennunste van hierdie pragtige projek. Ons bid en vertrou dat die projek 'n werklikheid mag word. CMAI, en die ontwikkelaar kan staat maak op ons ondersteuning vir hierdie mooi projek.

Die Uwe,

T.Jan Hartkamp  
Freddy Hartkamp

Bogenoemde is trustees van die Hartkamp Familie Trust



T.J. Hartkamp



## Ron Brunings

---

To: Kobus Brand  
Subject: AMENDEMENT OF THE SDF: DEVELOPMENT PROPOSAL - CONTEMPORARY RURAL VILLAGE

Kobus

The advertisement for the amendment of the SDF, in particular the proposal for the "Proposed establishment of a Special Planning Area for the development of a Contemporary Rural Village outside the Montagu Urban Edge", refers. Please register my objection.

My objection is based on the following:

1. It is unclear how the current SDF is to be amended - which section/s of the report and which plan/s are to be changed, and how?
2. The proposal to amend the SDF by including a Special Planning Area is fatally flawed: the creation of a Special Planning Area is something quite separate from an amendment to the SDF. A Special Planning Area is an overlay zone, which is provided for in the Langeberg Zoning Scheme (Schedule 3 - Para 2). The establishment of such an overlay zone would require an application in terms of Section 15 of the By-Law on Municipal Land Use Planning and must be assessed in terms of a suite of legislation, including the Langeberg SDF.
3. The stated purpose of a Special Planning Area Overlay Zone is "to provide for a package of plans mechanism to plan and manage the development of large or strategic urban development areas with a greater degree of flexibility". This is not an urban development, as the property under consideration is located outside of the Urban Edge. So, how is it proposed to be accommodated?
4. If the purpose of the advertisement is to facilitate the amendment of the urban edge to thereby accommodate the proposal, this would have to be specifically set out and motivated in terms of the relevant legislation, in particular the Municipal Systems Act, 2000 (Act No.32 of 2000). Also, the adjustment of the Urban Edge can only be undertaken as a minor deviation if it does not impinge on the principles of the existing SDF. This is not the case in this instance. The creation of a "Contemporary Rural Village" is contrary to the central tenets of the Langeberg SDF, and in fact the Provincial SDF, with which it is aligned. It follows then that this scale of change requires a full SDF amendment. Moreover, the inclusion of  $\pm 200$ ha of zoned agricultural land into the urban edge, when the prevailing densities within the existing town are still well below the requirements for planned urban expansion simply cannot be justified.
5. Moving along, if the proposal is ultimately to be accommodated within the Urban Edge, it cannot logically be categorised as a rural village. It would simply form part and parcel of the existing town and be required to comply with existing prescripts in that regard, particularly in terms of integration and compact urban development. As this is clearly not the intention of the proposal, how is its existence proposed to be argued, particularly given its awkward location relative to the rest of the town?
6. The practicalities of how 196ha is going to sustain some 255 residential units, ie 0.7ha / unit (perhaps some 1000 people) in the manner proposed is highly questionable and requires further elaboration.
7. The development itself, which includes GAPP housing and provision for all income groups, is proposed to be self-funded. Given the complexities of such initiatives and the potential impact on the administration and local residents, a detailed business plan must be submitted, even at this initial stage. Such a plan should also clarify how this funding would extend to the necessary expansion of hospitals, clinics, schools, worship sites, and to the bulk provision of services such as sewer, water and electricity.
8. Who would purchase and / or occupy these villages, hamlets? Are we expecting an influx of investors to the region in the next few years and / or are persons going to be enticed from other less advantaged areas? These are fundamental questions that ought to be answered in detail at this stage.

9. Mention is made on page 14 of the proposal of numerous examples where this model has been successfully implemented. Further details of these examples must be provided, including their coordinates, scale, current service providers, context and background etc.
10. In my assessment the proposal amounts to little more than a collection of agri-villages. Agri-villages is a concept that runs counter to inclusive and integrated development. Inclusive and integrated development is an imperative of land use planning in post-apartheid South Africa.
11. In essence there is no merit to the proposal at this juncture and is a veiled attempt to circumvent the land use provisions of an approved, carefully considered SDF, and to set aside agricultural land for private residential purposes for maximum financial return.

Kindest Regards

Ron Brunings *Pr.Pln (A/794/1994)*

---

78 Bath Street, Montagu, 6720, Western Cape, ZA  
(33°47'09.60"S 20°07'36.00"E)  
E : [ron@tps-montagu.co.za](mailto:ron@tps-montagu.co.za)  
M : 072 759 2326  
T : 023 614 1932  
F : 086 273 5935



Please consider the environment before printing



## **Annexure C:**

**Section 32 MEC letter:**

**Request to comply and adjust  
IDP; Langeberg Municipality**



**REFERENCE: 3/11/2/4 (2019/563)**

The Executive Mayor  
Langeberg Municipality  
Private Bag X2  
**ASHTON**  
6715

**Per email:** [info@langebergmunicipality.co.za](mailto:info@langebergmunicipality.co.za); [info@wcape.gov.za](mailto:info@wcape.gov.za)

Dear Councillor Jansen

**SECTION 32 REQUEST TO COMPLY AND ADJUST: AMENDED LANGEBERG MUNICIPALITY  
INTEGRATED DEVELOPMENT PLAN (IDP)**

The request for comment on the proposed amendments to the Langeberg Spatial Development Framework (SDF) in Ashton/Zolani and Montagu received on 29 January 2019, the comments on the proposed amendments to SDF by the Department of Environmental Affairs and Development Planning dated 26 March 2019, the copy of the Langeberg Municipality's Amended IDP received on 31 May 2019, the copy of the amended SDF received on 10 June 2019, and the copy of the District Municipality's IDP Framework received from Langeberg Municipality on 11 June 2019, refer.

1. As set out in Circular 0011/2016 dated 26 July 2016 and Circular 0015/2016 dated 5 September 2016 the legislation explicitly makes a Municipal SDF part of the IDP and therefore the SDF, as a core component of an IDP<sup>1</sup>, must be drafted, adopted or amended as part of the drafting, adoption or amendment of the IDP.
2. In terms of section 24 of the Local Government: Municipal Systems Act, 2000 (Act No. 32 of 2000) (MSA) *"The planning undertaken by a municipality must be aligned with, and complement, the development plans and strategies of other affected*

<sup>1</sup> Section 24(e) of the Local Government: Municipal Systems Act, 2000 (Act No. 32 of the 2000) (MSA) refers.

*municipalities and other organs of state so as to give effect to the principles of co-operative government contained in section 41 of the Constitution".*

3. *In terms of section 25(1)(d) of the MSA an IDP must be "compatible with national and provincial development plans and planning requirements binding on the municipality in terms of legislation".*
4. *As required by section 24(3) of the MSA the planning requirements in terms of the Spatial Planning and Land Use Management Act, 2013 (Act No. 16 of 2013) (SPLUMA) and the Western Cape Land Use Planning Act, 2014 (Act No. 3 of 2014) (LUPA) have been aligned with and integrated into the Municipal IDP process set out in Chapter 5 of the MSA. One of the LUPA planning requirements integrated into the MSA process is the submission of the Municipal SDFs. Section 14 of LUPA requires that "A municipal manager must, within the period contemplated in section 32(1) of the Municipal Systems Act, submit the following to the Provincial Minister:  
(a) *a written notice of the decision to adopt or amend a municipal spatial development framework, together with the reasons for the decision;*  
(b) *the adopted or amended municipal spatial development framework; and*  
(c) *a report setting out the response of the municipality to the comments submitted in terms of section 12(4) or 13(2)."**
5. *To date I have not yet received "a report setting out the response of the municipality to the comments submitted in terms of section 12(4) or 13(2)" of LUPA.*
6. *In terms of Langeberg Municipal Land Use Planning By-Law 2015, Chapter II, Section 8(1) "The members of the project committee must, in accordance with the directions of the executive mayor –  
(e) *oversee the incorporation of amendments to the draft municipal spatial development framework or draft amendment of the municipal spatial development framework based on the consideration of the comments received during the process of drafting thereof;*  
(f) *oversee the drafting of—*  
(i) *a report in terms of section 14 of the Land Use Planning Act setting out the response of the Municipality to the provincial comments issued in terms of section 12(4) or 13(2) of that Act; and*  
(ii) *a statement setting out—*  
(aa) *whether the Municipality has implemented the policies and objectives issued by the national minister responsible for spatial planning and land use management and if so, how and to what extent the Municipality has implemented it; or*  
(bb) *if the municipality has not implemented the policies and objectives, the reasons for not implementing it."**




7. Amongst other information, the statement setting out "whether the Municipality has implemented the policies and objectives issued by the national minister responsible for spatial planning and land use management and if so, how and to what extent the Municipality has implemented it" or "if the municipality has not implemented the policies and objectives, the reasons for not implementing it" have not yet been submitted.
8. It is also not clear whether or not, Langeberg Municipality complied with the requirement of regulation 3(6) of the Local Government: Municipal Planning and Performance Management Regulations (2001) which requires that "A local municipality that considers an amendment to its integrated development plan must-
  - (a) consult the district municipality in whose area- it falls on the proposed amendment; and
  - (b) take all comments submitted to it by the district municipality into account before it takes a final decision on the proposed amendment."
9. It is further not clear whether or not, Langeberg Municipality complied with the requirement of regulation 3(2) of the Local Government: Municipal Planning and Performance Management Regulations (2001) which requires that "Any proposal for amending a municipality's integrated development plan must be-
  - (a) accompanied by a memorandum setting out the reasons for the proposal; and
  - (b) aligned with the framework adopted in terms of section 27 of the Act."
10. Section 16(4) of the National Environmental Management Act, 1998 (Act No. 107 of 1998) (NEMA) further requires that the Provincial Government must ensure that Municipalities adhere to the national environmental management principles set out in section 2 of NEMA as well as the relevant provincial Environmental Implementation Plan.
11. Due to the outstanding information it is not clear whether or not all the legal requirements and concerns raised in the Department of Environmental Affairs and Development Planning's comments dated 26 March 2019, including in particular the comments in terms of the establishment of a "Special Planning Area" for development of a Contemporary Rural Village Outside of the Montague Urban Edge, have been adequately met and adequately addressed.



12. In light of all of the above, I hereby in terms of section 32(2) of the MSA request Langeberg Municipality to comply with all the procedural requirements and to adjust the IDP/SDF if such adjustment becomes necessary after such compliance.

Yours faithfully,



A BREDSELL

MINISTER

DATE: 1/7/2019

Copies to:

Mr Soyisile Andreas Mokweni (Municipal Manager: Langeberg Municipality)

Mrs Celeste Matthys (Director: Strategy and Social Development, Langeberg Municipality)

Mr Kobus Brand (Manager: Town Planning, Langeberg Municipality)

Mr Graham Pause (Head of Department: Department of Local Government)

Mr Piet van Zyl (Head of Department: Department of Environmental Affairs and Development Planning)

Mrs Julinda Gantana (Acting Head: Provincial Treasury)

Mr Walton Carelse (Director: Integrated Development Planning, Department of Local Government)

Mr Gerhard Gerber (Director: Development Facilitation, Department of Environmental Affairs and Development Planning)

Mrs Catherine Stone (Director: Spatial Planning, Department of Environmental Affairs and Development Planning)

**SLEGS VIR KENNISNAME • FOR INFORMATION ONLY**

**B & BB ITEMS**

B5524	DEVIATIONS FROM THE NORMAL PROCUREMENT PROCESSES FOR JUNE 2019 (9/2/1) (DIRECTORATE: STRATEGY AND SOCIAL DEVELOPMENT (CHIEF FINANCIAL OFFICER)	139
B5525	DEVIATIONS FROM THE NORMAL PROCUREMENT PROCESSES FOR JUNE 2019 – DIRECTORATE: ENGINEERING SERVICES (9/2/1) (CHIEF FINANCIAL OFFICER)	139
B5526	DEVIATIONS FROM THE NORMAL PROCUREMENT PROCESSES FOR JUNE 2019 - (9/2/1) CHIEF FINANCIAL OFFICER	139
B5528	DEVIATIONS FROM THE NORMAL PROCUREMENT PROCESSES FOR JULY 2019 - (9/2/1) CHIEF FINANCIAL OFFICER	139
B5530	REQUEST FROM THE NPO PINK TREES FOR PAULINE TO WRAP STREET TREES IN THE LANGEBOER TOWNS IN PINK FABRIC FOR SEPTEMBER AND OCTOBER 2019 (ACT. MANAGER: PARKS AND AMENITIES)	139
B5531	RESUBMISSION - DEVIATIONS FROM THE NORMAL PROCUREMENT PROCESSES FOR MARCH 2019 – DIRECTORATE: COMMUNITY SERVICES (9/2/1) (CHIEF FINANCIAL OFFICER)	140

**B & BB ITEMS**

- B5524 DEVIATIONS FROM THE NORMAL PROCUREMENT PROCESSES FOR JUNE 2019 (9/2/1) (DIRECTORATE: STRATEGY AND SOCIAL DEVELOPMENT (CHIEF FINANCIAL OFFICER))**

This item served before the Executive Mayoral Committee on 20 August 2019  
Hierdie item het voor die Uitvoerende Burgemeesterskomitee gedien op 20 Augustus 2019  
Eenparig Besluit / Unanimously Resolved

That the content of the report of deviations from the procurement processes be noted.

Dat kennis geneem word van die inhoud van die verslag in verband met afwykings van die verkrygingsprosesse

- B5525 DEVIATIONS FROM THE NORMAL PROCUREMENT PROCESSES FOR JUNE 2019 – DIRECTORATE: ENGINEERING SERVICES (9/2/1) (CHIEF FINANCIAL OFFICER)**

This item served before the Executive Mayoral Committee on 20 August 2019  
Hierdie item het voor die Uitvoerende Burgemeesterskomitee gedien op 20 Augustus 2019  
Eenparig Besluit / Unanimously Resolved

That the content of the report of deviations from the procurement processes be noted.

Dat kennis geneem word van die inhoud van die verslag in verband met afwykings van die verkrygingsprosesse

- B5526 DEVIATIONS FROM THE NORMAL PROCUREMENT PROCESSES FOR JUNE 2019 - (9/2/1) (CHIEF FINANCIAL OFFICER)**

This item served before the Executive Mayoral Committee on 20 August 2019  
Hierdie item het voor die Uitvoerende Burgemeesterskomitee gedien op 20 Augustus 2019  
Eenparig Besluit / Unanimously Resolved

That the content of the report of deviations from the procurement processes be noted.

Dat kennis geneem word van die inhoud van die verslag in verband met afwykings van die verkrygingsprosesse

- B5528 DEVIATIONS FROM THE NORMAL PROCUREMENT PROCESSES FOR JULY 2019 - (9/2/1) CHIEF FINANCIAL OFFICER**

This item served before the Executive Mayoral Committee on 20 August 2019  
Hierdie item het voor die Uitvoerende Burgemeesterskomitee gedien op 20 Augustus 2019  
Eenparig Besluit / Unanimously Resolved

That the content of the report of deviations from the procurement processes be noted.

Dat kennis geneem word van die inhoud van die verslag in verband met afwykings van die verkrygingsprosesse

- B5530 REQUEST FROM THE NPO PINK TREES FOR PAULINE TO WRAP STREET TREES IN THE LANGEBOEG TOWNS IN PINK FABRIC FOR SEPTEMBER AND OCTOBER 2019 (ACT. MANAGER: PARKS AND AMENITIES)**

This item served before the Executive Mayoral Committee on 20 August 2019  
Hierdie item het voor die Uitvoerende Burgemeesterskomitee gedien op 20 Augustus 2019  
Eenparig Besluit / Unanimously Resolved

That the Executive Mayoral Committee notes the contents of the report.

Dat die Burgemeesterskomitee kennis neem van die inhoud van die verslag



B5531 RESUBMISSION OF THE DEVIATIONS FROM THE NORMAL PROCUREMENT PROCESSES FOR MARCH 2019 – DIRECTORATE: COMMUNITY SERVICES (9/2/1) (CHIEF FINANCIAL OFFICER)

This item served before the Executive Mayoral Committee on 20 August 2019

Hierdie item het voor die Uitvoerende Burgemeesterskomitee gediens op 20 Augustus 2019

Eenparig Besluit / Unanimously Resolved

That the content of the report of deviations from the procurement processes be noted.

Dat kennis geneem word van die inhoud van die verslag in verband met afwykings van die verkrygingsprosesse

~ oOo ~